



**Bangladesh Merchant
Bankers Association**

Weekly Market Report

01st December to 05th December, 2024

Week 49 of the Calendar Year

Contents

- 1. Market Commentary***
- 2. Related Market Policies***
- 3. Secondary Market Highlights***
- 4. Primary Market Highlights***
- 5. World Stock Markets***



01. Market Commentary

DSEX ended in green for the week increasing by 4.23 points [0.08%] compared to the previous week. It stands at 5196.82 points.

The index has rose this week after undergoing two weeks of downward movement albeit the increase this week is quite marginal in comparison. The index this week remained quite flat, the same as was in the previous week. The index gradually rose in the first few trading days after undergoing decrease in the first trading day on the back of news of approval of ICB's BDT 3,000 Crore loan at an interest rate of 4%. However, it underwent corrections in the final trading day of the week falling by more than three-fourths of the rise in points of the week on account of news of significant fines for trade manipulation dwindling the investors' sentiment even further.

Investor participation increased this week as reflected by increase in average daily turnover by around 16.5% and the average daily turnover increased to above BDT 400 Crore level. Investors' trades in this week focused on Bank scrips followed by Pharmaceuticals and Textile scrips. In terms of sectoral returns, the Paper & Printing sector posted 4.44% gain. On the flipside, the Jute sector underwent losses of 2.68%.

Market capitalization stands at USD 55.3 Billion*.

*(USD 1 = BDT 120.00 as on December 05, 2024).



02. Related Market Policies

1. BSEC in a press release decided to undertake the following decisions:
 - a. Imposing Financial Penalty on multiple parties both individual and institution, on account of violation of securities laws by manipulation of share trading.
 - b. Imposing Financial Penalty of BDT 5 Lac on ANW Securities Ltd. on account of deficit in Consolidated Customers' Account.
 - c. Imposing Financial Penalty of BDT 5 Lac on Monarch Holdings Ltd. on account of violation of securities laws by investing in concerns other than in its core business.
2. Bangladesh Bank in a circular stated that as per 182nd meeting of the scrutiny committee of BIDA, the committee has accorded general authorization for import of capital machinery up to 3-year usance term which was previously up to 360 days usance term. The extended term shall also be applicable for industrial enterprises operating in export processing zones/private export processing zones/economic zones/hi-tech parks and other applicable areas.
3. Bangladesh Bank in a circular stated that it has been decided to revise upward interest rate on credit cards of up to 25% which was 20% previously.
4. Bangladesh Bank issued a guideline on Ultimate Beneficial Owners and Disclosure of Ownership Structure of Banks to enhance banks' ownership transparency and provide guidance to all scheduled banks towards identifying and verifying their ultimate beneficial owners.



5. Bangladesh Bank revised the loan provision rates in case of provision of loans to CMSME sector by finance companies in order to increase investments and employment in CMSME sector. In case of special mention account the rate will be 0.25% instead of 5%, for substandard it will be 5% instead of 20% and for doubtful it will be 20% instead of 50%. For Bad and Loss loans the rate will remain unchanged at 100%.

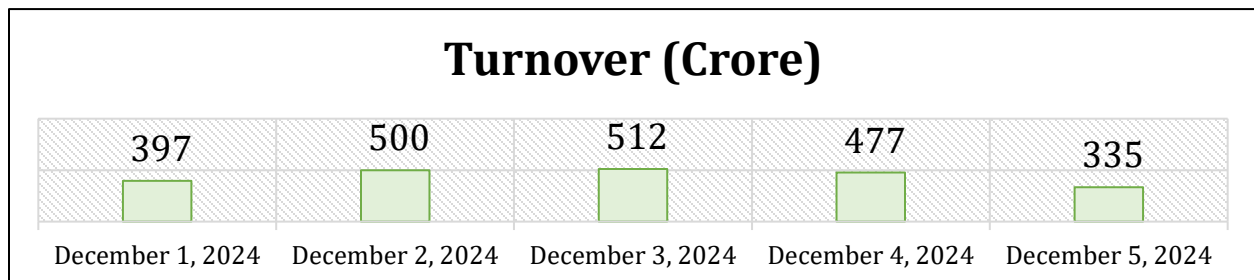
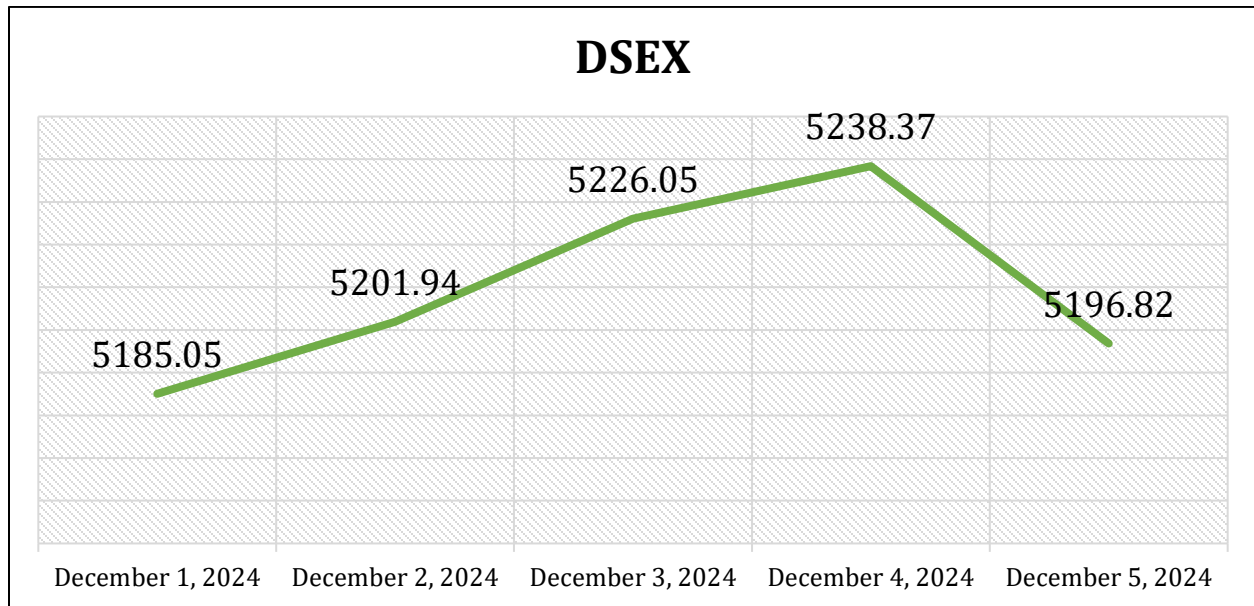
6. Bangladesh Bank in a circular stated that in addition to existing duty drawback benefit, export incentive of 3% will be applicable for footwear and bags made from synthetic and fabrics from February 01, 2024 to June 30, 2024. From July 01, 2024 to June 30, 2025 the rate will be 2%.



03. Secondary Market Highlights

Index Scenario

Indices	Current Week Dec 05 2024	Previous Week Nov 28 2024	Change	% Change
DSEX	5196.82	5192.59	4.23	0.08%
DS30	1911.92	1916.23	-4.31	-0.37%
DSES	1163.97	1166.89	-2.92	-0.15%





Market Statistics

Particulars	Current Week (Dec 01 - Dec 05 2024)	Previous Week (Nov 24 - Nov 28 2024)	Change	% Change
Average Daily Turnover (Crore)	444	381	63	16.53%
Market P/E	9.44	9.51	-0.07	-0.74%
Market Cap. to GDP	12.82%	12.83%	-0.01%	-

N.B.

GDP is BDT 5,177,713.90 Crore (Provisional) as of 2023-24 according to BBS.

Market Valuation

Particulars	Value				% Share in Value		
	Current Week Dec 05 2024	Previous Week Nov 28 2024	Change	% Change	Current Week Dec 05 2024	Previous Week Nov 28 2024	Change
Market Capitalization (Crore)	663,705	664,356	-651	-0.10%	-	-	-
Equity Market Capitalization (Crore)	355,851	356,578	-727	-0.20%	53.62%	53.67%	-0.06%
Mutual Fund Market Capitalization (Crore)	2,870	2,789	81	2.90%	0.43%	0.42%	0.01%
Debt Market Capitalization (Crore)	304,984	304,989	-6	0.00%	45.95%	45.91%	0.04%



Sector Valuation

Sector	Current Week Market Cap. (Crore) Dec 05 2024	Previous Week Market Cap. (Crore) Nov 28 2024	Change	% Change
Bank	68,437	68,728	-292	-0.42%
Cement	9,542	9,513	29	0.30%
Ceramics Sector	1,691	1,635	57	3.46%
Engineering	28,202	28,334	-132	-0.46%
Financial Institutions	12,530	12,405	125	1.01%
Food & Allied	30,620	30,640	-19	-0.06%
Fuel & Power	30,056	30,551	-495	-1.62%
Insurance	13,023	13,291	-267	-2.01%
IT Sector	2,832	2,868	-37	-1.28%
Jute	334	343	-9	-2.68%
Miscellaneous	23,433	23,450	-17	-0.07%
Mutual Funds	2,870	2,789	81	2.90%
Paper & Printing	1,948	1,865	83	4.44%
Pharmaceuticals & Chemicals	54,854	54,482	372	0.68%
Services & Real Estate	1,802	1,766	36	2.04%
Tannery Industries	2,206	2,196	10	0.44%
Telecommunication	58,633	58,819	-186	-0.32%
Textile	11,346	11,204	142	1.27%
Travel & Leisure	3,988	4,086	-98	-2.40%



Top 5 of The Week

Gainers		Losers		Turnover Leaders	
<i>Security</i>	<i>% Change</i>	<i>Security</i>	<i>% Change</i>	<i>Security</i>	<i>% Share</i>
DSSL	38.55%	EMERALDOIL	-17.83%	NRBBANK	3.96%
MIRACLEIND	28.41%	NEWLINE	-15.46%	GENEXIL	2.13%
DACCADYE	16.96%	BIFC	-14.29%	ASIATICLAB	2.03%
DSHGARME	16.38%	KOHINOOR	-11.35%	AGNISYSL	1.78%
MLDYEING	13.58%	NRBBANK	-8.39%	BSC	1.65%



Price to Earnings Ratio of Sectors and Companies

Sectoral Price to Earnings Ratio			
SL	Sectors	No. of Listed Companies/Funds	P/E
1	Mutual Funds	37	3.3
2	Fuel & Power	23	5.1
3	Bank	36	6.4
4	Services & Real Estate	4	10.7
5	Engineering	42	10.8
6	Textile	58	10.9
7	Pharmaceuticals & Chemicals	34	11.2
8	Telecommunication	3	12.6
9	Financial Institutions	23	12.6
10	Food & Allied	21	13.7
11	Cement	7	14.3
12	Miscellaneous	15	16.9
13	IT Sector	11	18.6
14	Paper & Printing	6	26.6
15	Tannery Industries	6	35.9
16	Jute	3	40.4
17	Travel & Leisure	5	60.1
18	Ceramics Sector	5	89.3
19	Insurance	58	N/M

*N/M = Not Meaningful.

P/E of Listed Scrips based on Latest Interim Financials				P/E of Listed Scrips based on Latest Interim Financials			
Sl.	Ticker Symbol	Close Price	Basic P/E	Sl.	Ticker Symbol	Close Price	Basic P/E
1	IFIC1STMF	3.4	1.35	35	ICBEPMF1S1	5.7	4.32
2	ICBAGRANI1	7.2	1.64	36	UTTARABANK	22	4.32
3	LINDEBD	947	1.72	37	MTB	12.1	4.38
4	EBL1STMF	4	1.85	38	UPGDCL	128.2	4.5
5	ICB3RDNRB	4.8	1.85	39	DOREENPWR	27	4.56
6	SEMLLECMF	6.3	2.25	40	DHAKABANK	10.9	4.64
7	ATCSLGF	6.7	2.29	41	UCB	9.8	4.87
8	ICBSONALI1	6.6	2.29	42	CITYBANK	21.9	4.9
9	TRUSTB1MF	3.6	2.37	43	BSRMLTD	75.4	5
10	MERCANBANK	9.9	2.44	44	SUMITPOWER	16	5
11	SEMLFBSLGF	5	2.45	45	EBL	23.1	5.08
12	PRIME1ICBA	5	2.6	46	BXPHARMA	82.1	5.44
13	1JANATAMF	3.5	2.65	47	SOUTHEASTB	8.7	5.58
14	SEMLIBBSF	6.8	2.74	48	BSRMSTEEL	52.6	5.82
15	PUBALIBANK	28	2.77	49	TRUSTBANK	22.2	5.82
16	SHURWID	7	2.78	50	SBACBANK	7.8	6.16
17	FBFIF	3.4	3.15	51	RELIANCINS	57	6.17
18	JAMUNABANK	19.7	3.15	52	ENVOYTEX	39.6	6.56
19	EXIM1STMF	3.3	3.17	53	SQUARETEXT	49.9	6.57
20	NCCBANK	10.9	3.3	54	MJLBD	96.3	7.02
21	PF1STMF	5.7	3.31	55	PTL	47.2	7.13
22	PREMIERBAN	9.1	3.36	56	ACMELAB	74.5	7.14
23	MALEKSPIN	25.4	3.67	57	BANKASIA	16.9	7.2
24	SHAHJABANK	18	3.7	58	BRACBANK	47.9	7.3
25	IFILISLMF1	4.9	3.71	59	UTTARAFIN	16.5	7.37
26	BSC	88.3	3.73	60	SAPORTL	23.6	7.38
27	CONFIDCEM	60.6	3.83	61	NRBCBANK	8.8	7.59
28	NEWLIN	8.2	3.84	62	EMERALDOIL	25.8	7.72
29	PADMAOIL	195	3.85	63	SQURPHARMA	214	7.79
30	ONEBANKPLC	8.7	3.95	64	DBH	40	8.04
31	PRIMEBANK	23.3	3.99	65	AOL	12.9	8.11
32	JAMUNAOIL	188.6	4.19	66	IDLC	33.2	8.25
33	ICBAMCL2ND	6.4	4.21	67	HWAWELLTEX	40.1	8.57
34	MPETROLEUM	215.4	4.23	68	FIRSTSBANK	5.7	8.91



P/E of Listed Scrips based on Latest Interim Financials				P/E of Listed Scrips based on Latest Interim Financials			
Sl.	Ticker Symbol	Close Price	Basic P/E	Sl.	Ticker Symbol	Close Price	Basic P/E
69	GIB	5.2	9.07	102	KARNAPHULI	30.7	13.79
70	ARGONDENIM	16.9	9.39	103	OLYMPIC	159.1	14.05
71	DSSL	11.5	9.58	104	BGIC	34.7	14.22
72	EHL	66.3	9.75	105	DHAKAINS	39.5	14.24
73	ASIAPACINS	33.6	9.88	106	LHB	54.2	14.26
74	GREENDELT	48.9	9.89	107	JANATAINS	28.4	14.39
75	GRAMEENS2	13.4	10.15	108	CITYGENINS	45.8	14.49
76	NAVANAPHAR	50.8	10.16	109	NORTHRNINS	30.2	14.71
77	BSCPLC	116.4	10.28	110	TECHNODRUG	37.1	14.72
78	STANDBANKL	6.6	10.31	111	PARAMOUNT	41.2	14.78
79	BNICL	42.6	10.34	112	PEOPLESINS	30	14.8
80	PIONEERINS	48.5	10.39	113	CONTININS	26.3	15.06
81	SIPLC	42.7	10.57	114	IFIC	7.4	15.42
82	BATBC	352.4	10.79	115	ASIAINS	30.5	15.46
83	POWERGRID	40.1	10.86	116	KDSALTD	35.9	15.47
84	GP	317.6	10.89	117	ISLAMIINS	40.3	15.58
85	MATINSPINN	46.1	11.19	118	RUPALIINS	23	15.97
86	ITC	36.9	11.39	119	RUPALIBANK	21.8	16.03
87	MARICO	2308	11.39	120	SIMTEX	18.2	16.25
88	PURABIGEN	20	11.45	121	PHENIXINS	26.6	16.35
89	GENEXIL	31.7	11.49	122	CRYSTALINS	53.5	16.44
90	PRAGATIINS	53.4	12.03	123	RDFOOD	23.4	16.71
91	UNIONINS	26.4	12.07	124	INDEXAGRO	67.7	16.76
92	FEKDIL	18.5	12.17	125	CNATEX	5.2	16.96
93	PRIMEINSUR	35.8	12.2	126	TAMIJTEX	117.7	17.57
94	STANDARINS	33.1	12.23	127	PROVATIINS	34.5	17.72
95	SHASHADNIM	19.7	12.31	128	UNITEDINS	37.5	18.15
96	ACIFORMULA	120.7	12.84	129	SAIHAMTEX	15.3	18.21
97	REPUBLIC	30.5	13.07	130	FEDERALINS	18.8	18.8
98	CAPMIBBLMF	8.5	13.28	131	ACFL	18.1	18.85
99	SAIHAMCOT	14.4	13.33	132	SAIFPOWER	13.3	19
100	DUTCHBANGL	48.4	13.44	133	BDCOM	23.4	19.5
101	EASTERNINS	49.1	13.54	134	GLOBALINS	24.7	19.5



P/E of Listed Scrips based on Latest Interim Financials				P/E of Listed Scrips based on Latest Interim Financials			
Sl.	Ticker Symbol	Close Price	Basic P/E	Sl.	Ticker Symbol	Close Price	Basic P/E
135	INTRACO	20.5	19.71	168	PHARMAID	588.6	26
136	SONARBAINS	27	19.85	169	APEXFOODS	229.8	26.11
137	AMANFEED	25.6	20	170	ADNTEL	83.9	26.22
138	BEACONPHAR	125.6	20.13	171	ADVENT	17	26.56
139	EASTLAND	19.7	20.24	172	BENGALWTL	18.1	26.62
140	AAMRANET	27.6	20.29	173	SHARPIND	16.1	26.83
141	AGNISYSL	26	20.31	174	BERGERPBL	1772.6	26.91
142	SICL	21.8	21.23	175	IBNSINA	292.9	26.92
143	MHSML	14.5	21.32	176	SHEPHERD	15.3	27.32
144	NITOLINS	27.1	21.39	177	UNIONBANK	5.1	27.32
145	SONALIPAPR	151	21.45	178	MONOSPOOL	125.4	27.5
146	CENTRALINS	43.7	21.71	179	MERCINS	25.8	27.64
147	LANKABAFIN	19.8	22.16	180	BEACHHATCH	94.5	27.79
148	MEGHNAINS	27.5	22.18	181	ICICL	22.8	28.03
149	BARKAPOWER	10.7	22.29	182	AIL	88.1	28.6
150	NPOLYMER	33.5	22.64	183	MBL1STMF	4.1	28.74
151	NHFIL	27.6	22.75	184	CVOPRL	106	28.8
152	ISLAMIBANK	51.5	23.27	185	PAPERPROC	118.8	29.12
153	HEIDELBCEM	226.9	23.28	186	FARCHEM	18.7	29.22
154	DGIC	24.6	23.65	187	RANFOUNDRY	137.9	29.47
155	LOVELLO	86.6	23.79	188	AMCL(PRAN)	207.8	30.2
156	TAKAFULINS	35.3	23.85	189	ABBANK	7.8	30.79
157	KEYACOSMET	5.8	24.17	190	RECKITBEN	4375.8	31.15
158	JHRML	53.5	24.32	191	RENATA	651.1	31.36
159	SILCOPHL	16.7	24.56	192	SALAMCRST	11.8	31.61
160	SPCL	35.8	24.86	193	EGEN	25.6	32
161	APEXSPINN	97.7	25.44	194	KOHINOOR	488.2	32.9
162	UNIQUEHRL	45	25.57	195	NAHEEACP	21.9	34.22
163	AGRANINS	25.3	25.64	196	ASIATICLAB	33.6	35
164	APEXFOOT	203.1	25.64	197	NRBBANK	13.1	35.09
165	ROBI	26.4	25.71	198	MIRAKHTER	32.5	35.33
166	ALARABANK	19.6	25.79	199	ALIF	7.1	35.5
167	SKTRIMS	14	25.93	200	DOMINAGE	12.9	35.83



P/E of Listed Scrips based on Latest Interim Financials				P/E of Listed Scrips based on Latest Interim Financials			
Sl.	Ticker Symbol	Close Price	Basic P/E	Sl.	Ticker Symbol	Close Price	Basic P/E
201	RELIANCE1	20.6	36.79	234	WATACHEM	114.1	92.02
202	EIL	54.7	36.96	235	ARAMIT	171.7	97.56
203	SINOBANGLA	40.1	37.13	236	DULAMIACOT	83.8	99.76
204	BATASHOE	898.5	37.84	237	DAFODILCOM	64.1	100.16
205	FORTUNE	16.8	38.18	238	RAHIMAFOOD	89.7	112.13
206	MLDYEING	9.2	38.33	239	BDTHAIFOOD	15.8	131.67
207	IPDC	20.3	39.04	240	RAHIMTEXT	120.5	136.93
208	AFCAGRO	9.1	40.15	241	MONNOFABR	17.2	143.33
209	ORIONPHARM	38.7	40.31	242	ORIONINFU	315	145.83
210	GPHISPAT	22.6	40.36	243	NLTUBES	77.4	161.25
211	SONALIANSH	244.1	40.41	244	WMSHIPYARD	6.7	167.5
212	QUEENSOUTH	13.5	42.19	245	LIBRAINFU	904.5	169.59
213	GBBPOWER	7.2	45	246	SINGERBD	118.7	174.56
214	SIBL	9	45	247	VFSTDL	7.4	185
215	JMISMDL	132.8	45.48	248	DSHGARME	80.3	200.75
216	MIDLANDBNK	33.3	46.25	249	MONNOCERA	70.8	221.25
217	SALVOCHEM	24.1	46.35	250	COPPERTECH	18.2	227.5
218	FUWANGCER	13.3	47.5	251	ETL	9.9	247.5
219	CROWNCEMNT	48.1	48.1	252	AMBEEPHA	711.2	254
220	UNITEDFIN	14.7	50.11	253	PDL	6.8	255
221	ACTIVEFINE	8.2	51.25	254	HAMI	75.9	271.07
222	KAY&QUE	236.8	51.48	255	NAVANACNG	21.8	272.5
223	SAMORITA	55	55	256	SONARGAON	22.9	286.25
224	EASTRNLUB	1476.1	60.2	257	BANGAS	94.7	338.21
225	UNILEVERCL	2604.8	65.78	258	HAKKANIPUL	43.2	360
226	TOSRIFA	19	67.86	259	STYLECRAFT	53.6	446.67
227	QUASEMIND	27.7	69.25	260	BESTHLDNG	19.3	482.5
228	SSSTEEL	9.6	80	261	OIMEX	24.3	607.5
229	KPCL	13.1	81.88	262	SAMATALETH	45.9	918
230	AIBL1STIMF	7.5	85.23	263	BDAUTOCA	91.2	1140
231	MONNOAGML	401.4	88.03	264	KBPPWBIL	144.8	1206.67
232	FINEFOODS	221.1	89.01	265	ABBLPBOND	955	-
233	PREMIERCEM	51.1	91.25	266	AIBLPBOND	4205	-



P/E of Listed Scrips based on Latest Interim Financials				P/E of Listed Scrips based on Latest Interim Financials			
Sl.	Ticker Symbol	Close Price	Basic P/E	Sl.	Ticker Symbol	Close Price	Basic P/E
267	APSCLBOND	4288	-	300	SJIBLPBOND	4500	-
268	BANKASI1PB	4650	-	301	SONALILIFE	54	-
269	BEXGSUKUK	50.5	-	302	SUNLIFEINS	63.5	-
270	CBLPBOND	1037500	-	303	TILIL	36.3	-
271	CLICL	37.9	-	304	UCB2PBOND	4700	-
272	DBLPBOND	5250	-	305	WALTONHIL	483.9	-
273	DEBARACEM	1865	-	306	1STPRIMFMF	44.5	n/a
274	DEBBDLUGG	784	-	307	AAMRATECH	17.4	n/a
275	DEBBDWELD	1418.5	-	308	ABB1STMF	3.4	n/a
276	DEBBDZIPP	700	-	309	ACI	128	n/a
277	DEBBXDENIM	1450	-	310	ACMEPL	13.2	n/a
278	DEBBXFISH	835	-	311	AFTABAUTO	36.5	n/a
279	DEBBXKNI	900	-	312	AL-HAJTEX	126.5	n/a
280	DEBBXTEX	1300	-	313	ALLTEX	10	n/a
281	DELTALIFE	82.3	-	314	ANLIMAYARN	22.3	n/a
282	FAREASTLIF	33.6	-	315	ANWARGALV	70.5	n/a
283	IBBL2PBOND	3351	-	316	APEXTANRY	70.1	n/a
284	IBBLPBOND	820.5	-	317	APOLOISPAT	3.7	n/a
285	MBPLCPBOND	4850	-	318	ARAMITCEM	12.6	n/a
286	MEGHNALIFE	56.3	-	319	ATLASBANG	54	n/a
287	MITHUNKNIT	14	-	320	AZIZPIPES	50.6	n/a
288	MTBPBOND	1000000	-	321	BAYLEASING	7.4	n/a
289	NATLIFEINS	115.8	-	322	BBS	10.8	n/a
290	PADMALIFE	17.8	-	323	BBSCABLES	17.9	n/a
291	PBLPBOND	4550	-	324	BDFINANCE	13	n/a
292	POPULARLIF	52.4	-	325	BDLAMPS	105.9	n/a
293	PRAGATILIF	143.8	-	326	BDSERVICE	5.2	n/a
294	PREBPPBOND	4700	-	327	BDTHAI	10.5	n/a
295	PRIMELIFE	33.9	-	328	BDWELDING	10.9	n/a
296	PROGRESLIF	38.2	-	329	BEXIMCO	110.1	n/a
297	RUPALILIFE	99.1	-	330	BIFC	9	n/a
298	SANDHANINS	19.6	-	331	BPML	30.4	n/a
299	SEB1PBOND	5000	-	332	BPPL	10.5	n/a



P/E of Listed Scrips based on Latest Interim Financials				P/E of Listed Scrips based on Latest Interim Financials			
Sl.	Ticker Symbol	Close Price	Basic P/E	Sl.	Ticker Symbol	Close Price	Basic P/E
333	CAPITECGBF	9.1	n/a	366	ILFSL	3.9	n/a
334	CAPMBDBLMF	6.3	n/a	367	INTECH	17.5	n/a
335	CENTRALPHL	8.8	n/a	368	ISLAMICFIN	11.7	n/a
336	DACCADYE	13.1	n/a	369	ISNLTD	36.3	n/a
337	DBH1STMF	4	n/a	370	JUTESPINN	256.6	n/a
338	DELTA SPINN	4.6	n/a	371	KPPL	8.3	n/a
339	DESCO	21.5	n/a	372	KTL	9.2	n/a
340	DESHBANDHU	19.2	n/a	373	LEGACYFOOT	50.2	n/a
341	EBLNRBMF	3.6	n/a	374	LRBDL	11.9	n/a
342	ECABLES	104.8	n/a	375	LRGLOBMF1	3.5	n/a
343	EPGL	12.8	n/a	376	MAKSONSPIN	7.1	n/a
344	ESQUIRENIT	19.9	n/a	377	MEGCONMILK	24.8	n/a
345	EXIMBANK	7.3	n/a	378	MEGHNACEM	46.5	n/a
346	FAMILYTEX	2.8	n/a	379	MEGHNAPET	26.6	n/a
347	FAREASTFIN	3.6	n/a	380	METROSPIN	10	n/a
348	FASFIN	3.4	n/a	381	MIDASFIN	8.4	n/a
349	FIRSTFIN	3.5	n/a	382	MIRACLEIND	22.6	n/a
350	FUWANGFOOD	13.3	n/a	383	NBL	5.8	n/a
351	GEMINISEA	171.7	n/a	384	NCCBLMF1	5.4	n/a
352	GENNEXT	4	n/a	385	NFML	8.4	n/a
353	GHAIL	10.3	n/a	386	NORTHERN	118.3	n/a
354	GHCL	22.1	n/a	387	NTC	199.3	n/a
355	GLDNJMF	9.4	n/a	388	NURANI	4	n/a
356	GOLDENSON	15.3	n/a	389	OAL	7	n/a
357	GQBALLPEN	125.9	n/a	390	PENINSULA	10.9	n/a
358	GREENDELMF	3.5	n/a	391	PHOENIXFIN	3.8	n/a
359	GSPFINANCE	6.2	n/a	392	PHPMF1	3.3	n/a
360	HFL	9.3	n/a	393	PLFSL	2.6	n/a
361	HRTEX	29.6	n/a	394	POPULAR1MF	3.2	n/a
362	IBP	8.8	n/a	395	PREMIERLEA	3.4	n/a
363	ICB	71.5	n/a	396	PRIMEFIN	4.5	n/a
364	ICBIBANK	3	n/a	397	PRIMETEX	12.5	n/a
365	IFADAUTOS	21.9	n/a	398	RAKCERAMIC	23.4	n/a



P/E of Listed Scrips based on Latest Interim Financials				P/E of Listed Scrips based on Latest Interim Financials			
Sl.	Ticker Symbol	Close Price	Basic P/E	Sl.	Ticker Symbol	Close Price	Basic P/E
399	REGENTTEX	3.9	n/a	411	TALLUSPIN	4.9	n/a
400	RENWICKJA	601.3	n/a	412	TITASGAS	21	n/a
401	RINGSHINE	4.1	n/a	413	TUNGHAI	3.1	n/a
402	RSRMSTEEL	9.6	n/a	414	UNIONCAP	6.7	n/a
403	RUNNERAUTO	27.3	n/a	415	USMANIAGL	34.6	n/a
404	SAFKOSPINN	9.6	n/a	416	VAMLBDMF1	5.8	n/a
405	SAVAREFR	215.5	n/a	417	VAMLRBBF	5.1	n/a
406	SEAPEARL	36.3	n/a	418	YPL	9	n/a
407	SHYAMPSUG	107.3	n/a	419	ZAHEENSPIN	6.8	n/a
408	SILVAPHL	10.3	n/a	420	ZAHINTEX	5.3	n/a
409	SPCERAMICS	13.2	n/a	421	ZEALBANGLA	99.7	n/a
410	STANCERAM	73.1	n/a				

04.Primary Market Highlights

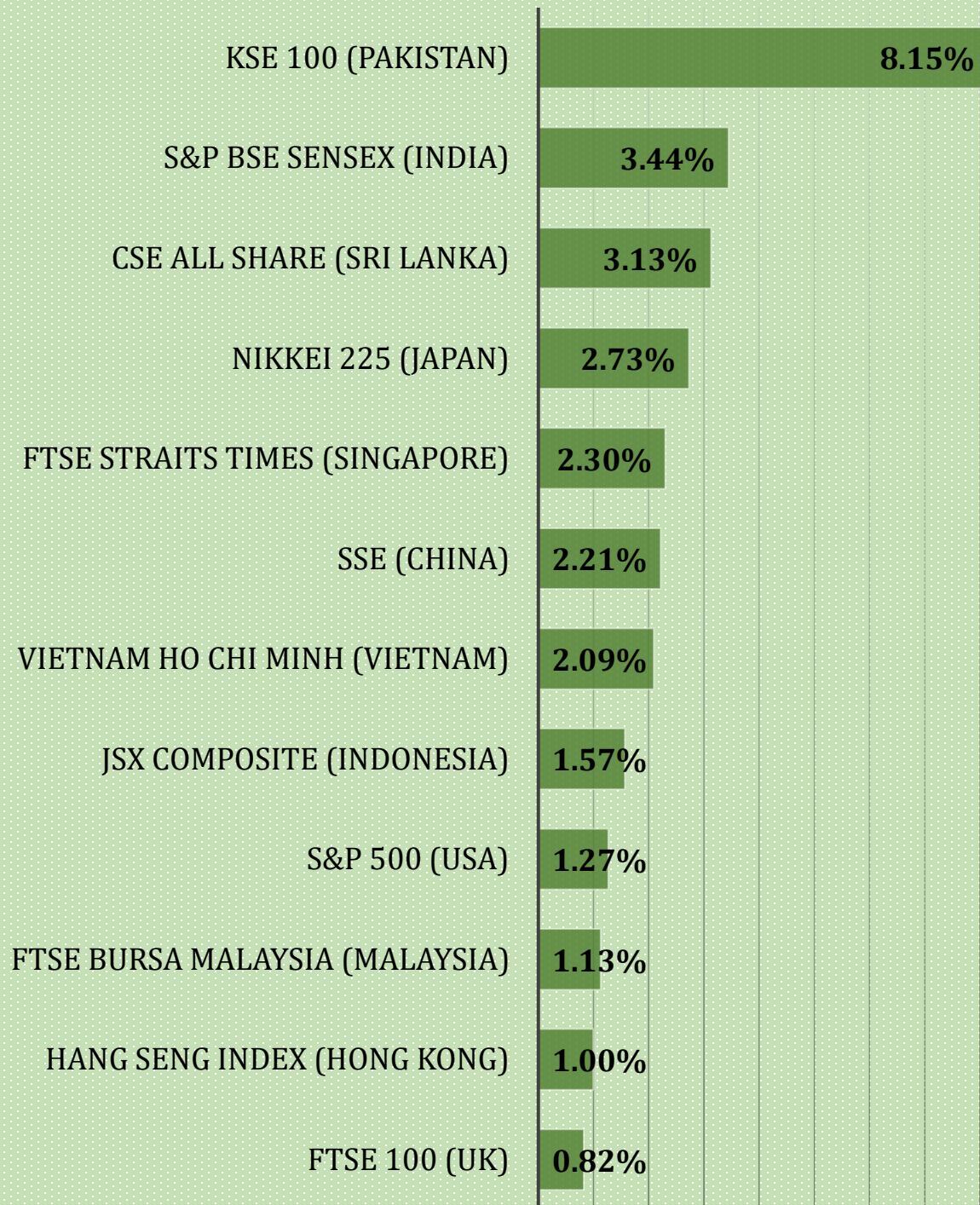
Capital Raising in Progress

Company/Fund	Amount to be Raised (Crore)	Method of Raising	Employee Amount (Crore)	EI/QI Amount (Crore)	GP Amount (Crore)	Face Value	Cut-off Price	Offer Price	Status
Doer Services PLC	5.00	QIO (Fixed Price)	N/A	5.00	N/A	10.00	N/A	10.00	Raising Approved.

*N/A = Not Applicable, TBD = To Be Determined.

05. World Stock Markets

**Weekly Returns of Stock Markets around the
World**





Disclaimer

This document has been prepared for information purposes only and does not solicit any action based on the material contained herein. Therefore, this document should not be considered as an offer to buy or sell or subscribe to any security. Neither Bangladesh Merchant Bankers Association nor the preparer of this report nor any other related party can be held accountable for any actions based on this report. Bangladesh Merchant Bankers Association or the preparer of this report or any other related party does not guarantee the accuracy or correctness of the data presented herein. However, reasonable care has been ensured in collecting and analyzing the data contained in this report.

Report Prepared By

Farhan Hasan

Research Analyst (Part-Time)

farhan.hasan.official@gmail.com

Data Sources

Dhaka Stock Exchange PLC. (<https://www.dsebd.org/index.php>)

Bangladesh Securities and Exchange Commission. (<https://sec.gov.bd/home>)

Bangladesh Bank. (<https://www.bb.org.bd/en/>)

Insurance Development and Regulatory Authority. (<http://www.idra.org.bd>)

Microcredit Regulatory Authority. (<https://mra.gov.bd/>)

Bangladesh Bureau of Statistics. (<http://bbs.gov.bd/>)

ESS Bangladesh. (<https://www.essbangladesh.com/login.xhtml>)

Trading Economics. (<https://tradingeconomics.com/>)

Report Available at

Bangladesh Merchant Bankers Association (Research Tab)

(<http://www.bmba.com.bd/research/>)



Bangladesh Merchant Bankers Association

Saiham Sky View Tower (5th Floor), 45 Bijoy Nagar, Dhaka-1000

Tel: 88-02-8392158, Fax: 88-02-8392159

Email: president@bmba.com.bd

Web: www.bmba.com.bd