



**Bangladesh Merchant
Bankers Association**

Weekly Market Report

10th November to 14th November, 2024

Week 46 of the Calendar Year

Contents

- 1. Market Commentary***
- 2. Related Market Policies***
- 3. Secondary Market Highlights***
- 4. Primary Market Highlights***
- 5. World Stock Markets***



01. Market Commentary

DSEX ended in green for the week increasing by 39.00 points [0.73%] compared to the previous week. It stands at 5355.33 points.

Index has risen by three consecutive weeks so far with a cumulative increase of 240 points. Index remained volatile throughout the week but remained on the positive side as buyers looked to take positions in scrips which posted favorable earnings declarations. Furthermore, media reports regarding sovereign guarantee of BDT 3,000 Crore to ICB added supplementary optimism for the investors.

Investor participation decreased as reflected by decrease in average daily turnover by around 8.55% and the average daily turnover decreased to around BDT 500 Crore level. Investors' trades in this week predominantly focused on Pharmaceuticals scrips followed by Bank and Textile scrips. In terms of sectoral returns, the Insurance sector posted highest returns of 7.98% while the Jute sector underwent losses of 16.37%.

Market capitalization stands at USD 56.2 Billion*.

*(USD 1 = BDT 120.00 as on November 14, 2024).



02. Related Market Policies

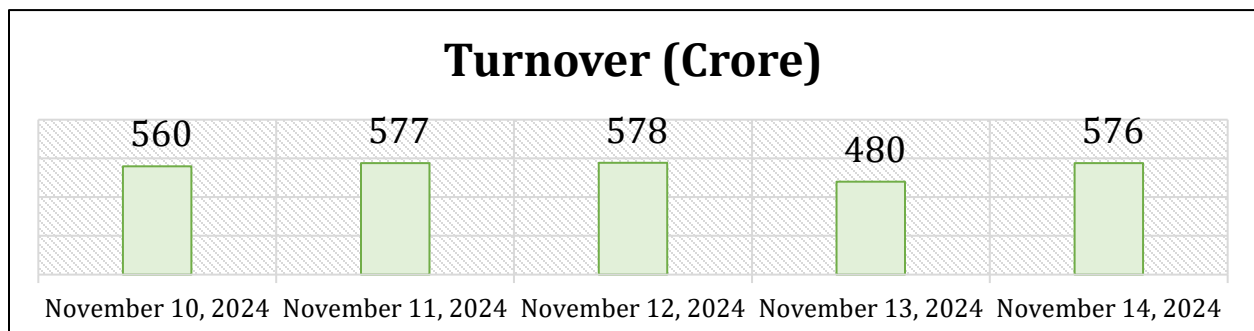
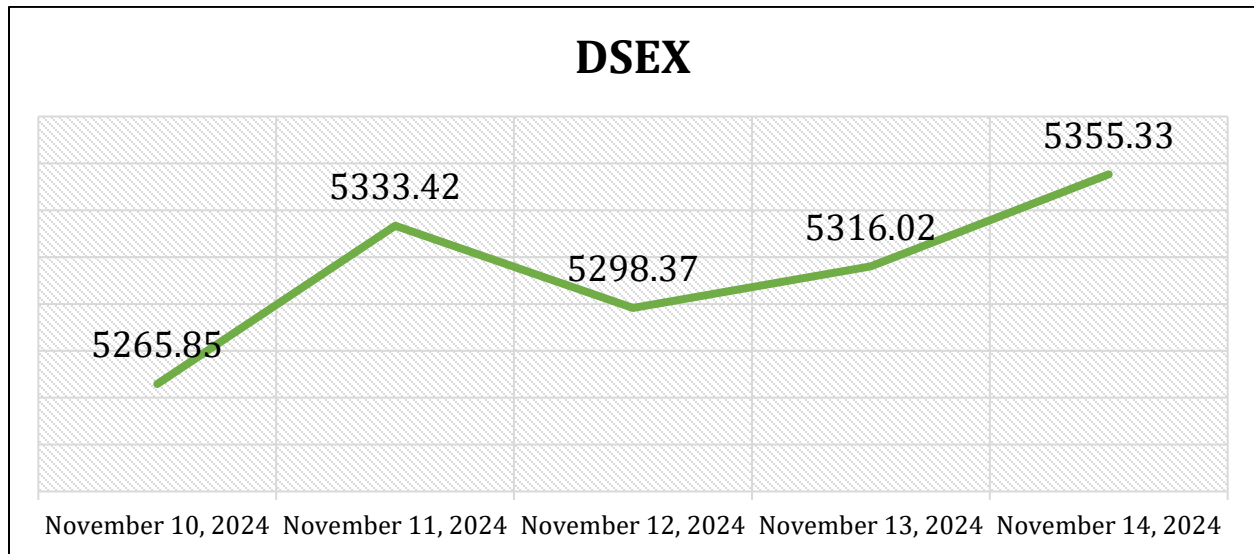
1. BSEC in a press release stated that ten (10) issuer companies have been directed to disburse their unpaid dividend within December 15, 2024 (for one issuer company, the deadline is November 30, 2024). If the issuer companies fail then the board of directors (except independent directors) along with managing director of the respective issuer companies will each be fined as per amounts stated in the press release.
2. BSEC in a press release stated that due to deficiency in the consolidated customers' account, Prudential Capital Ltd. and NLI Securities Ltd. have each been fined by BDT 5 Lac. If the deficiency continues then the decision of imposition of daily fine of BDT 10,000 have also been taken.



03. Secondary Market Highlights

Index Scenario

Indices	Current Week Nov 14 2024	Previous Week Nov 07 2024	Change	% Change
DSEX	5355.33	5316.33	39.00	0.73%
DS30	1986.41	1965.54	20.87	1.76%
DSES	1189.52	1187.91	1.61	0.08%





Market Statistics

Particulars	Current Week (Nov 10 - Nov 14 2024)	Previous Week (Nov 03 - Nov 07 2024)	Change	% Change
Average Daily Turnover (Crore)	554	606	-52	-8.55%
Market P/E	9.83	10.15	-0.32	-3.15%
Market Cap. to GDP	13.03%	12.98%	0.06%	-

N.B.

GDP is BDT 5,177,713.90 Crore (Provisional) as of 2023-24 according to BBS.

Market Valuation

Particulars	Value				% Share in Value		
	Current Week Nov 14 2024	Previous Week Nov 07 2024	Change	% Change	Current Week Nov 14 2024	Previous Week Nov 07 2024	Change
Market Capitalization (Crore)	674,679	671,810	2,869	0.43%	-	-	-
Equity Market Capitalization (Crore)	365,457	364,196	1,261	0.35%	54.17%	54.21%	-0.04%
Mutual Fund Market Capitalization (Crore)	2,837	2,900	-63	-2.19%	0.42%	0.43%	-0.01%
Debt Market Capitalization (Crore)	306,386	304,714	1,672	0.55%	45.41%	45.36%	0.05%



Sector Valuation

Sector	Current Week Market Cap. (Crore) Nov 14 2024	Previous Week Market Cap. (Crore) Nov 07 2024	Change	% Change
Bank	70,766	70,652	113	0.16%
Cement	9,714	9,961	-247	-2.48%
Ceramics Sector	1,643	1,700	-57	-3.38%
Engineering	28,733	29,608	-875	-2.95%
Financial Institutions	12,220	12,399	-179	-1.45%
Food & Allied	31,770	31,408	363	1.15%
Fuel & Power	31,219	30,616	603	1.97%
Insurance	13,669	12,659	1,010	7.98%
IT Sector	2,873	2,948	-74	-2.52%
Jute	350	418	-69	-16.37%
Miscellaneous	23,761	23,374	387	1.66%
Mutual Funds	2,837	2,900	-63	-2.19%
Paper & Printing	1,939	2,025	-86	-4.26%
Pharmaceuticals & Chemicals	56,583	56,573	10	0.02%
Services & Real Estate	1,733	1,715	19	1.08%
Tannery Industries	2,219	2,207	12	0.53%
Telecommunication	59,943	59,376	566	0.95%
Textile	11,653	11,579	73	0.63%
Travel & Leisure	4,347	4,647	-300	-6.45%



Top 5 of The Week

Gainers		Losers		Turnover Leaders	
<i>Security</i>	<i>% Change</i>	<i>Security</i>	<i>% Change</i>	<i>Security</i>	<i>% Share</i>
SHYAMPSUG	26.94%	SONALIANSH	-18.68%	BSC	4.39%
MEGHNAINS	24.54%	PREMIERCEM	-16.48%	BXPHARMA	3.79%
PARAMOUNT	22.10%	ARAMITCEM	-14.29%	UNITEDFIN	3.52%
DGIC	21.13%	ANWARGALV	-13.96%	UNITEDINS	3.21%
SONARBAINS	21.12%	AMBEEPHA	-13.23%	ISLAMIBANK	2.62%



Price to Earnings Ratio of Sectors and Companies

Sectoral Price to Earnings Ratio			
SL	Sectors	No. of Listed Companies/Funds	P/E
1	Mutual Funds	37	3.3
2	Fuel & Power	23	5.5
3	Bank	36	6.5
4	Engineering	42	10.3
5	Textile	58	11.6
6	Pharmaceuticals & Chemicals	34	12.5
7	Telecommunication	3	12.8
8	Financial Institutions	23	12.9
9	Jute	3	12.9
10	Services & Real Estate	4	13.0
11	Food & Allied	21	14.3
12	Cement	7	16.1
13	Miscellaneous	15	16.8
14	Travel & Leisure	5	18.4
15	IT Sector	11	18.9
16	Paper & Printing	6	31.2
17	Tannery Industries	6	39.2
18	Ceramics Sector	5	99.3
19	Insurance	58	N/M

*N/M = Not Meaningful.

P/E of Listed Scrips based on Latest Interim Financials				P/E of Listed Scrips based on Latest Interim Financials			
Sl.	Ticker Symbol	Close Price	Basic P/E	Sl.	Ticker Symbol	Close Price	Basic P/E
1	IFIC1STMF	3.4	1.35	35	MTB	12.1	4.38
2	ICBAGRANI1	7	1.59	36	UTTARABANK	22.4	4.4
3	EBL1STMF	3.8	1.76	37	CITYBANK	21.9	4.9
4	LINDEBD	1000.8	1.82	38	DHAKABANK	11.5	4.9
5	ICB3RDNRB	4.8	1.85	39	UPGDCL	141.1	4.95
6	ICBSONALI1	6.3	2.19	40	SUMITPOWER	16.4	5.13
7	SEMLLECMF	6.3	2.25	41	BSRMLTD	77.8	5.16
8	ATCSLGF	6.7	2.29	42	UCB	10.4	5.17
9	TRUSTB1MF	3.5	2.3	43	EBL	23.9	5.26
10	MERCANBANK	10.1	2.49	44	JAMUNAOIL	188.8	5.32
11	SEMLFBSLGF	5.1	2.5	45	SOUTHEASTB	9	5.77
12	1JANATAMF	3.4	2.58	46	BXPHERMA	89.2	5.92
13	PRIME1ICBA	5	2.6	47	TRUSTBANK	23.2	6.08
14	SEMLIBLSF	6.6	2.66	48	SBACBANK	7.9	6.24
15	PUBALIBANK	28	2.77	49	BSRMSTEEL	56.8	6.28
16	GIB	5.6	2.89	50	NEWLIN	13.4	6.28
17	SHURWID	7.3	2.9	51	RELIANCINS	61	6.6
18	JAMUNABANK	19.4	3.1	52	CONFIDCEM	57.8	6.62
19	FBFIF	3.4	3.15	53	ENVOYTEX	41.8	6.92
20	PF1STMF	5.6	3.26	54	MJLBD	98.7	7.19
21	EXIM1STMF	3.5	3.37	55	BANKASIA	17	7.24
22	NCCBANK	11.2	3.39	56	EMERALDOIL	24.6	7.37
23	PREMIERBAN	9.6	3.55	57	ACMELAB	77.7	7.44
24	IFILISLMF1	4.9	3.71	58	UTTARAFIN	16.7	7.46
25	DOREENPWR	22.3	3.77	59	NRBCBANK	8.9	7.68
26	SHAHJABANK	18.7	3.84	60	PTL	51.5	7.78
27	ONEBANKPLC	8.7	3.95	61	BRACBANK	51.6	7.87
28	MALEKSPIN	27.5	3.97	62	DBH	39.9	8.02
29	PADMAOIL	209.3	4.13	63	IDLC	34.5	8.57
30	PRIMEBANK	24.1	4.13	64	AOL	13.9	8.74
31	ICBAMCL2ND	6.4	4.21	65	HWAWELLTEX	41.2	8.8
32	BSC	100.2	4.23	66	SKTRIMS	14.9	8.94
33	ICBEPMF1S1	5.6	4.24	67	SQUARETEXT	54.2	9.2
34	MPETROLEUM	218.3	4.29	68	FIRSTSBANK	6.1	9.53



P/E of Listed Scrips based on Latest Interim Financials				P/E of Listed Scrips based on Latest Interim Financials			
Sl.	Ticker Symbol	Close Price	Basic P/E	Sl.	Ticker Symbol	Close Price	Basic P/E
69	SQURPHARMA	224.9	9.53	102	PRIMEINSUR	39.3	13.4
70	BARKAPOWER	11	9.82	103	MIRAKHTER	34.4	13.82
71	EHL	66.9	9.84	104	MATINSPINN	57.2	13.88
72	GRAMEENS2	13.4	10.15	105	GPHISPAT	24.7	13.95
73	GENEXIL	28.1	10.18	106	OLYMPIC	158.3	13.98
74	GREENDELT	50.7	10.25	107	FEKDIL	21.3	14.01
75	ARGONDENIM	18.5	10.28	108	REPUBLIC	32.8	14.06
76	BSCPLC	117.5	10.38	109	EASTERNINS	51.6	14.23
77	ASIAPACINS	36.2	10.65	110	KARNAPHULI	32	14.37
78	STANDBANKL	6.9	10.78	111	LHB	55	14.47
79	POWERGRID	39.9	10.8	112	DHAKAINS	42	15.14
80	SIPLC	44.6	11.04	113	BGIC	37	15.16
81	PIONEERINS	51.6	11.06	114	KDSALTD	35.2	15.17
82	ASIATICLAB	31.5	11.17	115	BESTHLDNG	21.9	15.31
83	GP	326	11.17	116	CNATEX	4.7	15.33
84	BNICL	46.2	11.21	117	IFIC	7.5	15.63
85	MARICO	2331.1	11.5	118	CITYGENINS	49.5	15.66
86	BATBC	376.2	11.52	119	PARAMOUNT	44.2	15.86
87	SHASHADNIM	20.8	11.75	120	PEOPLESINS	32.2	15.89
88	PURABIGEN	20.6	11.79	121	ASIAINS	31.7	16.06
89	AAMRANET	29.4	11.95	122	CONTININS	28.3	16.2
90	PRAGATIINS	53.4	12.03	123	NORTHRNINS	33.4	16.27
91	JANATAINS	28.6	12.22	124	ISLAMIINS	42.3	16.35
92	INDEXAGRO	67.5	12.32	125	RUPALIBANK	22.4	16.47
93	UNIONINS	27.2	12.44	126	PHENIXINS	27.1	16.66
94	ITC	37.1	12.45	127	RUPALIINS	24.3	16.88
95	CAPMIBBLMF	8	12.5	128	PROVATIINS	33.2	17.05
96	SAPORTL	22.3	12.74	129	INTRACO	18.1	17.4
97	TECHNODRUG	37.6	12.79	130	SAIFPOWER	12.2	17.43
98	SONALIANSH	269.1	12.9	131	ACIFORMULA	120.2	17.47
99	STANDARINS	35.5	13.12	132	SAIHAMCOT	14.9	17.53
100	DUTCHBANGL	47.5	13.19	133	CRYSTALINS	59	18.14
101	NAVANAPHAR	49.8	13.21	134	TAMIJTEX	121.7	18.16



P/E of Listed Scrips based on Latest Interim Financials				P/E of Listed Scrips based on Latest Interim Financials			
Sl.	Ticker Symbol	Close Price	Basic P/E	Sl.	Ticker Symbol	Close Price	Basic P/E
135	AMANFEED	24.2	18.91	168	APEXSPINN	102	26.56
136	RDFOOD	19.7	19.5	169	SPCL	38.3	26.6
137	GLOBALINS	25.7	19.77	170	IBNSINA	291.8	26.82
138	FEDERALINS	19.9	19.9	171	ADVENT	17.2	26.88
139	UNITEDINS	42.9	20.76	172	BDCOM	24.1	27.08
140	SONALIPAPR	148.4	21.08	173	BERGERPBL	1784.9	27.09
141	BEACONPHAR	132.8	21.28	174	AGNISYSL	32.7	27.25
142	SIMTEX	18.4	21.4	175	UNIQUEHRL	48.4	27.5
143	EASTLAND	20.9	21.47	176	PHARMAID	623.2	27.53
144	NHFIL	26.2	21.59	177	AGRANINS	27.4	27.77
145	MEGHNAINS	26.9	21.69	178	UNIONBANK	5.3	28.39
146	NITOLINS	27.5	21.71	179	MERCINS	26.6	28.5
147	MHSML	14.8	21.76	180	MBL1STMF	4.1	28.74
148	ALIF	7.2	21.82	181	BPML	32.1	29.18
149	SONARBAINS	30.4	22.35	182	SAIHAMTEX	15.2	29.8
150	NPOLYMER	33.6	22.7	183	ICICL	24.3	29.88
151	LOVELLO	83.2	22.86	184	CVOPRL	110.3	29.97
152	LANKABAFIN	20.7	23.17	185	AMCL(PRAN)	208	30.23
153	HEIDELBCEM	228.6	23.45	186	SALAMCRST	11.3	30.27
154	CENTRALINS	47.8	23.74	187	RANFOUNDRY	142.7	30.49
155	SICL	24.6	23.96	188	NAHEEACP	19.6	30.63
156	KEYACOSMET	5.8	24.17	189	EGEN	24.8	31
157	DGIC	25.8	24.81	190	DSSL	8.3	31.13
158	BDTHAIFOOD	16.1	25.16	191	ORIONPHARM	42.6	31.32
159	JHRML	55.6	25.27	192	RENATA	656.5	31.62
160	TAKAFULINS	38	25.68	193	BPPL	11.1	31.71
161	APEXFOOT	204.1	25.77	194	ABBANK	8.1	31.97
162	ISLAMIBANK	57.3	25.89	195	OIMEX	25.2	32.31
163	APEXFOODS	227.9	25.9	196	RECKITTBEN	4592.9	32.7
164	ROBI	26.7	26.01	197	SINOBANGLA	35.8	33.15
165	BENGALWTL	17.8	26.18	198	NRBBANK	12.4	33.21
166	ADNTEL	84	26.25	199	RELIANCE1	18.9	33.75
167	ALARABANK	20.1	26.45	200	DOMINAGE	12.2	33.89



P/E of Listed Scrips based on Latest Interim Financials				P/E of Listed Scrips based on Latest Interim Financials			
Sl.	Ticker Symbol	Close Price	Basic P/E	Sl.	Ticker Symbol	Close Price	Basic P/E
201	KOHINOOR	517.9	34.9	234	KPCL	13.2	88
202	BEACHHATCH	90	35.16	235	PREMIERCEM	53.2	95
203	SILCOPHL	15.7	35.68	236	RAHIMAFOOD	88.1	110.13
204	FORTUNE	16	36.36	237	DSHGARME	68.4	115.93
205	QUEENSOUTH	12	37.5	238	RAHIMTEXT	114.7	130.34
206	BATASHOE	910.2	38.33	239	DESHBANDHU	17.1	131.54
207	IPDC	20.4	39.23	240	ORIONINFU	304.1	146.2
208	EIL	58.3	39.39	241	NLTUBES	71.9	149.79
209	GEMINISEA	190	40.69	242	MONNOCERA	62.8	161.03
210	MONOSPOOL	122.6	41.14	243	SINGERBD	116.2	170.88
211	AFCAGRO	9.8	43.24	244	MONNOFABR	15.5	172.22
212	AIL	102.6	43.47	245	WATACHEM	116	173.13
213	PAPERPROC	112.5	44.64	246	AMBEEPHA	721.3	178.98
214	SIBL	9	45	247	VFSTDL	7.7	192.5
215	SALVOCHEM	23.5	45.19	248	FINEFOODS	175.1	198.98
216	MIDLANDBNK	34.1	47.36	249	COPPERTECH	18.5	231.25
217	JMISMDL	141.2	48.36	250	NAVANACNG	23.1	256.67
218	UNITEDFIN	15	51.14	251	ETL	10.4	260
219	ACTIVEFINE	8.3	51.88	252	SONARGAON	20.8	260
220	CROWNCEMNT	52.9	52.9	253	ISNLTD	31.5	262.5
221	SAMORITA	54	54	254	PDL	7	262.5
222	SSSTEEL	8.7	54.38	255	HAMI	78.8	281.43
223	MLDYEING	8.2	58.57	256	BANGAS	93.7	302.26
224	EASTRNLUB	1468.8	59.9	257	DAFODILCOM	68.7	327.14
225	QUASEMIND	25.9	64.75	258	HAKKANIPUL	40.9	340.83
226	UNILEVERCL	2606.3	65.82	259	KAY&QUE	238.6	356.12
227	FUWANGCER	13.2	66	260	LEGACYFOOT	52.8	754.29
228	TOSRIFA	19.9	71.07	261	BDAUTOCA	81.2	1015
229	WMSHIPYARD	7.7	72.19	262	LIBRAINFU	839.4	5596
230	FARCHEM	15.6	78	263	KBPPWBIL	153.8	15380
231	EPGL	14.6	78.21	264	ABBLPBOND	955	-
232	SHARPIND	15.7	82.63	265	AIBLPBOND	4200	-
233	AIBL1STIMF	7.4	84.09	266	APSCLBOND	4288	-



P/E of Listed Scrips based on Latest Interim Financials				P/E of Listed Scrips based on Latest Interim Financials			
Sl.	Ticker Symbol	Close Price	Basic P/E	Sl.	Ticker Symbol	Close Price	Basic P/E
267	BANKASI1PB	4650	-	300	SJIBLPBOND	4500	-
268	BEXGSUKUK	49.5	-	301	SONALILIFE	51.7	-
269	CBLPBOND	1037500	-	302	SUNLIFEINS	61.8	-
270	CLICL	36	-	303	TILIL	30.6	-
271	DBLPBOND	5250	-	304	UCB2PBOND	4700	-
272	DEBARACEM	1865	-	305	WALTONHIL	492.4	-
273	DEBBDLUGG	784	-	306	1STPRIMFMF	39.5	n/a
274	DEBBDWELD	1418.5	-	307	AAMRATECH	17.2	n/a
275	DEBBDZIPP	700	-	308	ABB1STMF	3.4	n/a
276	DEBBXDENIM	1450	-	309	ACFL	17.9	n/a
277	DEBBXFISH	835	-	310	ACI	147.8	n/a
278	DEBBXKNI	900	-	311	ACMEPL	13.2	n/a
279	DEBBXTEX	1300	-	312	AFTABAUTO	35.3	n/a
280	DELTALIFE	83.2	-	313	AL-HAJTEX	105.3	n/a
281	FAREASTLIF	35.3	-	314	ALLTEX	11.9	n/a
282	IBBL2PBOND	4350	-	315	ANLIMAYARN	21.2	n/a
283	IBBLPBOND	755	-	316	ANWARGALV	71.5	n/a
284	MBPLCPBOND	4850	-	317	APEXTANRY	72.7	n/a
285	MEGHNALIFE	57.1	-	318	APOLOISPAT	3.7	n/a
286	MITHUNKNIT	13.6	-	319	ARAMIT	167.9	n/a
287	MONNOAGML	419.9	-	320	ARAMITCEM	12	n/a
288	MTBPBOND	1000000	-	321	ATLASBANG	51.4	n/a
289	NATLIFEINS	126.7	-	322	AZIZPIPES	50.6	n/a
290	PADMALIFE	16.7	-	323	BAYLEASING	7.9	n/a
291	PBLPBOND	4550	-	324	BBS	10.8	n/a
292	POPULARLIF	52.9	-	325	BBSCABLES	17.5	n/a
293	PRAGATILIF	168.2	-	326	BDFINANCE	13.5	n/a
294	PREBPPBOND	4700	-	327	BDLAMPS	109.9	n/a
295	PRIMELIFE	33.7	-	328	BDSERVICE	5.2	n/a
296	PROGRESLIF	37	-	329	BDTHAI	10	n/a
297	RUPALILIFE	92.9	-	330	BDWELDING	11.5	n/a
298	SANDHANINS	21	-	331	BEXIMCO	115.6	n/a
299	SEB1PBOND	5000	-	332	BIFC	9.8	n/a



P/E of Listed Scrips based on Latest Interim Financials				P/E of Listed Scrips based on Latest Interim Financials			
Sl.	Ticker Symbol	Close Price	Basic P/E	Sl.	Ticker Symbol	Close Price	Basic P/E
333	CAPITECGBF	9.1	n/a	366	INTECH	17.6	n/a
334	CAPMBDBLMF	5.9	n/a	367	ISLAMICFIN	12.1	n/a
335	CENTRALPHL	8.9	n/a	368	JUTESPINN	191	n/a
336	DACCADYE	11.9	n/a	369	KPPL	8.6	n/a
337	DBH1STMF	4.1	n/a	370	KTL	9.4	n/a
338	DELTA SPINN	4.5	n/a	371	LRBDL	12.5	n/a
339	DESCO	20.4	n/a	372	LRGLOBMF1	3.8	n/a
340	DULAMIACOT	72	n/a	373	MAKSONSPIN	7.9	n/a
341	EBLNRBMF	3.6	n/a	374	MEGCONMILK	27.5	n/a
342	ECABLES	107.9	n/a	375	MEGHNACEM	47.1	n/a
343	ESQUIRENIT	22.1	n/a	376	MEGHNAPET	29.8	n/a
344	EXIMBANK	7	n/a	377	METROSPIN	9.3	n/a
345	FAMILYTEX	2.7	n/a	378	MIDASFIN	8.2	n/a
346	FAREASTFIN	3.7	n/a	379	MIRACLEIND	17.5	n/a
347	FASFIN	3.4	n/a	380	NBL	5.3	n/a
348	FIRSTFIN	3.8	n/a	381	NCCBLMF1	5.4	n/a
349	FUWANGFOOD	13.3	n/a	382	NFML	9.4	n/a
350	GBBPOWER	6.9	n/a	383	NORTHERN	118.9	n/a
351	GENNEXT	4	n/a	384	NTC	203.6	n/a
352	GHAIL	10.1	n/a	385	NURANI	4.1	n/a
353	GHCL	24.7	n/a	386	OAL	7.2	n/a
354	GLDNJMF	8.5	n/a	387	PENINSULA	11.1	n/a
355	GOLDENSON	14	n/a	388	PHOENIXFIN	4.8	n/a
356	GQBALLPEN	132.5	n/a	389	PHPMF1	3.4	n/a
357	GREENDELMF	3.5	n/a	390	PLFSL	2.8	n/a
358	GSPFINANCE	6.7	n/a	391	POPULAR1MF	3.3	n/a
359	HFL	9.2	n/a	392	PREMIERLEA	3.7	n/a
360	HRTEX	25.2	n/a	393	PRIMEFIN	5.2	n/a
361	IBP	9	n/a	394	PRIMETEX	12.4	n/a
362	ICB	65.8	n/a	395	RAKCERAMIC	22.6	n/a
363	ICBIBANK	3.3	n/a	396	REGENTTEX	4.1	n/a
364	IFADAUTOS	22.6	n/a	397	RENWICKJA	670.5	n/a
365	ILFSL	4	n/a	398	RINGSHINE	4.2	n/a



P/E of Listed Scrips based on Latest Interim Financials				P/E of Listed Scrips based on Latest Interim Financials			
Sl.	Ticker Symbol	Close Price	Basic P/E	Sl.	Ticker Symbol	Close Price	Basic P/E
399	RSRMSTEEL	10.1	n/a	411	TALLUSPIN	5.3	n/a
400	RUNNERAUTO	29.7	n/a	412	TITASGAS	21.8	n/a
401	SAFKOSPINN	9.5	n/a	413	TUNGHAI	3.2	n/a
402	SAMATALETH	40.1	n/a	414	UNIONCAP	6.7	n/a
403	SAVAREFR	215.5	n/a	415	USMANIAGL	35.9	n/a
404	SEAPEARL	34.8	n/a	416	VAMLBDMF1	5.6	n/a
405	SHEPHERD	15.1	n/a	417	VAMLRBBF	5.2	n/a
406	SHYAMPSUG	114.5	n/a	418	YPL	9.1	n/a
407	SILVAPHL	10.4	n/a	419	ZAHEENSPIN	6.7	n/a
408	SPCERAMICS	14.2	n/a	420	ZAHINTEX	5.3	n/a
409	STANCERAM	77.7	n/a	421	ZEALBANGLA	100.3	n/a
410	STYLECRAFT	42	n/a				

04.Primary Market Highlights

Capital Raising in Progress

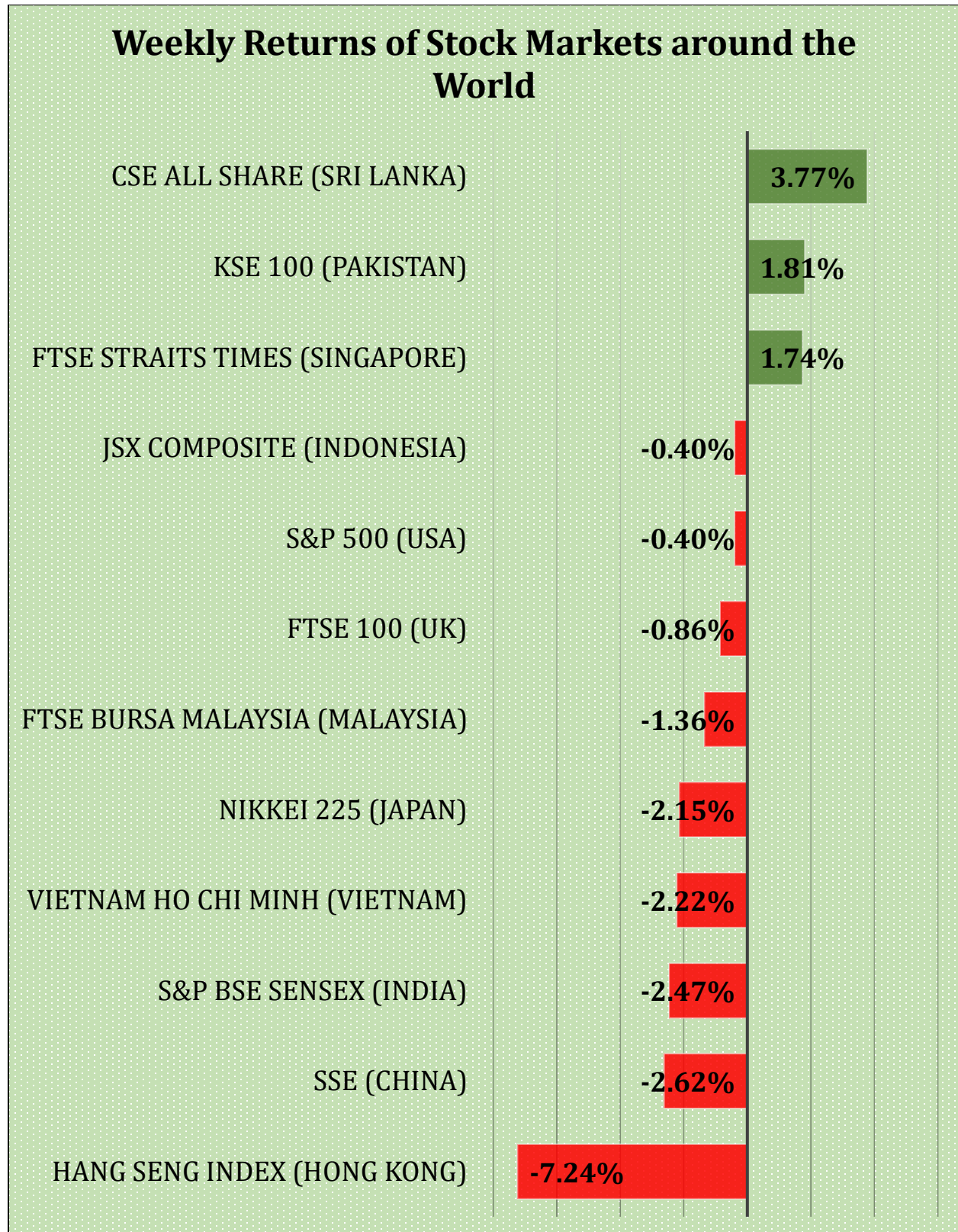
Company/Fund	Amount to be Raised (Crore)	Method of Raising	Employee Amount (Crore)	EI/QI Amount (Crore)	GP Amount (Crore)	Face Value	Cut-off Price	Offer Price	Status
Doar Services PLC	5.00	QIO (Fixed Price)	N/A	5.00	N/A	10.00	N/A	10.00	Raising Approved.

*N/A = Not Applicable, TBD = To Be Determined.

Other Issues Approved in the Week

BSEC in its 931st meeting approved the issuance of BDT 400 Crore Subordinated Bond of Pubali Bank Ltd. which will be unsecured, non-convertible and redeemable. The bond will bear a floating coupon rate of reference rate + 3% Margin. The face value of the bond will be BDT 10 Lac.

05. World Stock Markets





Disclaimer

This document has been prepared for information purposes only and does not solicit any action based on the material contained herein. Therefore, this document should not be considered as an offer to buy or sell or subscribe to any security. Neither Bangladesh Merchant Bankers Association nor the preparer of this report nor any other related party can be held accountable for any actions based on this report. Bangladesh Merchant Bankers Association or the preparer of this report or any other related party does not guarantee the accuracy or correctness of the data presented herein. However, reasonable care has been ensured in collecting and analyzing the data contained in this report.

Report Prepared By

Farhan Hasan

Research Analyst (Part-Time)

farhan.hasan.official@gmail.com

Data Sources

Dhaka Stock Exchange PLC. (<https://www.dsebd.org/index.php>)

Bangladesh Securities and Exchange Commission. (<https://sec.gov.bd/home>)

Bangladesh Bank. (<https://www.bb.org.bd/en/>)

Insurance Development and Regulatory Authority. (<http://www.idra.org.bd>)

Microcredit Regulatory Authority. (<https://mra.gov.bd/>)

Bangladesh Bureau of Statistics. (<http://bbs.gov.bd/>)

ESS Bangladesh. (<https://www.essbangladesh.com/login.xhtml>)

Trading Economics. (<https://tradingeconomics.com/>)

Report Available at

Bangladesh Merchant Bankers Association (Research Tab)

(<http://www.bmba.com.bd/research/>)



Bangladesh Merchant Bankers Association

Saiham Sky View Tower (5th Floor), 45 Bijoy Nagar, Dhaka-1000

Tel: 88-02-8392158, Fax: 88-02-8392159

Email: president@bmba.com.bd

Web: www.bmba.com.bd