



**Bangladesh Merchant  
Bankers Association**

# ***Weekly Market Report***

*17<sup>th</sup> November to 21<sup>st</sup> November, 2024*

*Week 47 of the Calendar Year*

## ***Contents***

- 1. Market Commentary***
- 2. Related Market Policies***
- 3. Secondary Market Highlights***
- 4. Primary Market Highlights***
- 5. World Stock Markets***



## **01. Market Commentary**

DSEX ended in red for the week decreasing by 157.75 points [2.95%] compared to the previous week. It stands at 5197.58 points.

Index has fallen this week after gains of three consecutive weeks. The index was negative in all of the trading sessions except for the fourth trading day wherein the index rose by a miniscule 2 points. The bears took control as the investors looked to take profits from the recent gains and also due to recent downgrade of sovereign country rating by Moody's which reflected heightened political risks and lower economic growth. This caused the index to sit just below the supply level of 5200 to close out the week.

Investor participation decreased as reflected by decrease in average daily turnover by around 16% and the average daily turnover decreased to below BDT 500 Crore level. Investors' trades in this week focused on Pharmaceuticals scrips followed by Bank and General Insurance scrips. In terms of sectoral returns, all sectors were in negative territory except the Financial institutions sector which exhibited a naïve 0.35% gain. On the flipside, the Travel & Leisure sector underwent the highest losses of 8.5%.

Market capitalization stands at USD 55.2 Billion\*.

\*(USD 1 = BDT 120.00 as on November 21, 2024).



## **02. Related Market Policies**

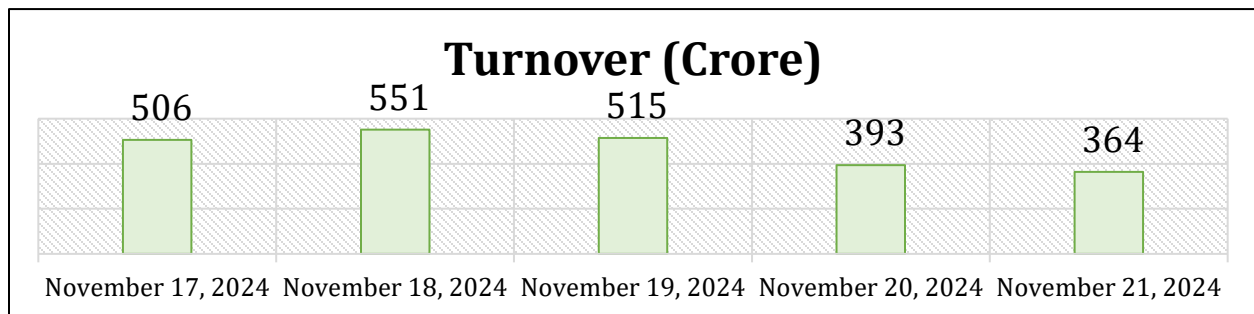
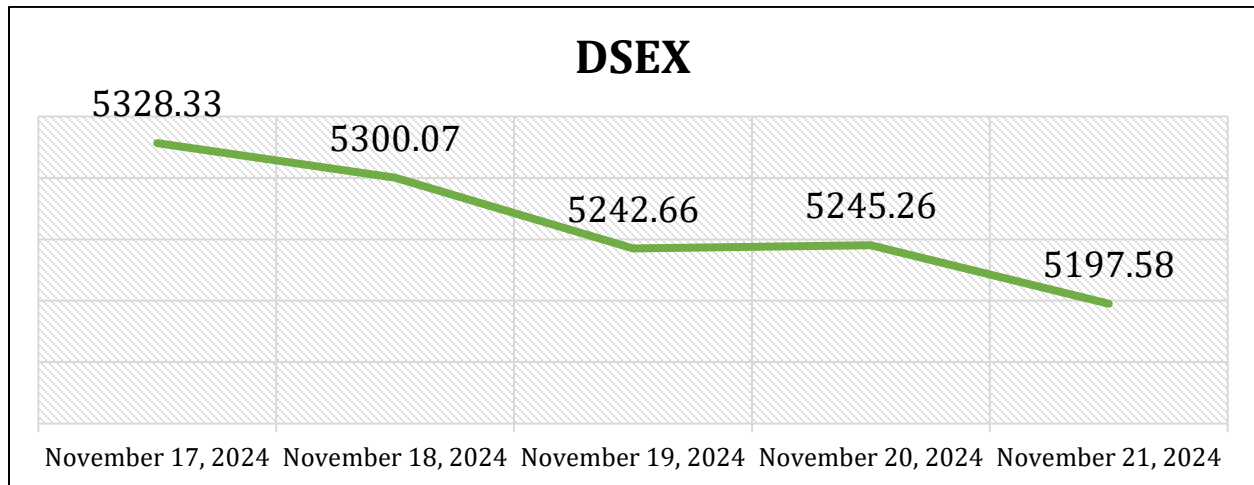
1. BSEC in a press release took the following decisions:
  - a. To fine Modern Securities Ltd. BDT 1 (One) Lac and Anwar Securities Ltd. BDT 5 (Five) Lac. Also to warn the employees of the concerned brokerage firms.
  - b. To warn the company secretary, managing director and board of directors of Bay Leasing and Investments Ltd. due to not making provisions as per rules in the un-audited quarterly financial statements of various quarters of 2021.
  - c. To fine Southeast Bank Capital Services Ltd. BDT 5 (Five) Lac for violation of securities laws in trading of shares of Bay Leasing and Investments Ltd.
  - d. To fine Mr. Alamgir Kabir BDT 12 (Twelve) Crore and Mr. Tushar LK Mia BDT 2.5 (Two point Five) Crore due to violation of Insider Trading Prohibition Rules, 1995 on account of trading of shares of Bay Leasing and Investments Ltd. on the basis of undisclosed price sensitive information. Also to fine the then director of Bay Leasing and Investments Ltd., Prof. Suraiya Begum, BDT 5 (Five) Crore due to violation of the same rules on account of disclosing of price sensitive information.
2. Bangladesh Bank in a circular instructed the Authorized Dealers (ADs) to submit applications for registering contracts to be entered with international service providers by local companies for operating star-rated hotel business in Bangladesh in addition to application for remittance permission. However, ADs shall not apply for registration of agreements containing purposes of remittances under the purview of BIDA's guidelines.
3. Bangladesh Bank in a circular outlined various guidelines for the operation of business in Bangladesh by Joint Ventures/Consortiums/Associations (JVCA) having foreign partner(s). The guidelines include instructions regarding establishment and reporting, banking transactions, financial statements and other documents, loans, outward remittance and others.



### **03.Secondary Market Highlights**

#### **Index Scenario**

<b>Indices</b>	<b>Current Week Nov 21 2024</b>	<b>Previous Week Nov 14 2024</b>	<b>Change</b>	<b>% Change</b>
DSEX	5197.58	5355.33	-157.75	-2.95%
DS30	1919.05	1986.41	-67.36	-5.66%
DSES	1151.56	1189.52	-37.96	-1.91%





## Market Statistics

<b>Particulars</b>	<b>Current Week (Nov 17 - Nov 21 2024)</b>	<b>Previous Week (Nov 10 - Nov 14 2024)</b>	<b>Change</b>	<b>% Change</b>
Average Daily Turnover (Crore)	466	554	-88	-15.92%
Market P/E	9.63	9.83	-0.20	-2.03%
Market Cap. to GDP	12.80%	13.03%	-0.23%	-

**N.B.**

GDP is BDT 5,177,713.90 Crore (Provisional) as of 2023-24 according to BBS.

## Market Valuation

<b>Particulars</b>	<b>Value</b>				<b>% Share in Value</b>		
	<b>Current Week Nov 21 2024</b>	<b>Previous Week Nov 14 2024</b>	<b>Change</b>	<b>% Change</b>	<b>Current Week Nov 21 2024</b>	<b>Previous Week Nov 14 2024</b>	<b>Change</b>
Market Capitalization (Crore)	662,719	674,679	-11,960	-1.77%	-	-	-
Equity Market Capitalization (Crore)	355,527	365,457	-9,930	-2.72%	53.65%	54.17%	-0.52%
Mutual Fund Market Capitalization (Crore)	2,737	2,837	-100	-3.53%	0.41%	0.42%	-0.01%
Debt Market Capitalization (Crore)	304,456	306,386	-1,930	-0.63%	45.94%	45.41%	0.53%



## Sector Valuation

<b>Sector</b>	<b>Current Week Market Cap. (Crore) Nov 21 2024</b>	<b>Previous Week Market Cap. (Crore) Nov 14 2024</b>	<b>Change</b>	<b>% Change</b>
Bank	68,645	70,766	-2,120	-3.00%
Cement	9,520	9,714	-194	-1.99%
Ceramics Sector	1,584	1,643	-59	-3.60%
Engineering	28,015	28,733	-718	-2.50%
Financial Institutions	12,263	12,220	43	0.35%
Food & Allied	30,915	31,770	-855	-2.69%
Fuel & Power	30,006	31,219	-1,213	-3.89%
Insurance	13,383	13,669	-286	-2.09%
IT Sector	2,765	2,873	-108	-3.77%
Jute	345	350	-5	-1.46%
Miscellaneous	23,460	23,761	-301	-1.27%
Mutual Funds	2,737	2,837	-100	-3.53%
Paper & Printing	1,832	1,939	-107	-5.51%
Pharmaceuticals & Chemicals	55,012	56,583	-1,571	-2.78%
Services & Real Estate	1,702	1,733	-32	-1.83%
Tannery Industries	2,184	2,219	-35	-1.57%
Telecommunication	58,395	59,943	-1,548	-2.58%
Textile	11,204	11,653	-449	-3.85%
Travel & Leisure	3,978	4,347	-369	-8.49%



Top 5 of The Week

<b>Gainers</b>		<b>Losers</b>		<b>Turnover Leaders</b>	
<i>Security</i>	<i>% Change</i>	<i>Security</i>	<i>% Change</i>	<i>Security</i>	<i>% Share</i>
JUTESPINN	27.54%	IBBL2PBOND	-25.29%	AGNISYSL	3.17%
FINEFOODS	22.33%	AGNISYSL	-21.10%	SONALIANSH	2.60%
TILIL	18.95%	MATINSPINN	-19.06%	MIDLANDBNK	2.44%
RUPALILIFE	13.24%	ACI	-17.86%	BEACHHATCH	2.41%
MEGHNAINS	13.01%	SPCERAMICS	-15.49%	LOVELLO	2.38%



## Price to Earnings Ratio of Sectors and Companies

<b>Sectoral Price to Earnings Ratio</b>			
<b>SL</b>	<b>Sectors</b>	<b>No. of Listed Companies/Funds</b>	<b>P/E</b>
1	Mutual Funds	37	3.2
2	Fuel & Power	23	5.2
3	Bank	36	6.3
4	Services & Real Estate	4	10.1
5	Engineering	42	10.7
6	Textile	58	11.0
7	Pharmaceuticals & Chemicals	34	11.3
8	Telecommunication	3	12.5
9	Food & Allied	21	13.9
10	Cement	7	14.3
11	Miscellaneous	15	16.7
12	IT Sector	11	18.3
13	Paper & Printing	6	24.9
14	Financial Institutions	23	25.8
15	Tannery Industries	6	34.9
16	Travel & Leisure	5	60.5
17	Jute	3	79.1
18	Ceramics Sector	5	81.1
19	Insurance	58	N/M

\*N/M = Not Meaningful.



P/E of Listed Scrips based on Latest Interim Financials				P/E of Listed Scrips based on Latest Interim Financials			
Sl.	Ticker Symbol	Close Price	Basic P/E	Sl.	Ticker Symbol	Close Price	Basic P/E
1	IFIC1STMF	3.4	1.35	35	MPETROLEUM	216	4.24
2	ICBAGRANI1	6.7	1.52	36	MTB	11.8	4.28
3	EBL1STMF	3.6	1.67	37	UTTARABANK	21.9	4.3
4	LINDEBD	961.5	1.75	38	UPGDCL	130.8	4.59
5	ICB3RDNRB	4.6	1.77	39	DHAKABANK	11	4.69
6	ICBSONALI1	6	2.08	40	CITYBANK	21.5	4.81
7	SEMLLECMF	6.1	2.18	41	UCB	9.9	4.92
8	ATCSLGF	6.5	2.23	42	BSRMLTD	76	5.04
9	TRUSTB1MF	3.4	2.24	43	SUMITPOWER	16.3	5.09
10	SEMLFBSLGF	4.7	2.3	44	EBL	23.6	5.19
11	PRIME1ICBA	4.7	2.45	45	JAMUNAOIL	186.2	5.25
12	MERCANBANK	10	2.47	46	BXPHARMA	79.8	5.29
13	1JANATAMF	3.4	2.58	47	SOUTHEASTB	8.8	5.64
14	SEMLIBLSF	6.4	2.58	48	BSRMSTEEL	52.3	5.79
15	GIB	5.2	2.68	49	TRUSTBANK	22.9	6.01
16	PUBALIBANK	27.6	2.73	50	NEWLIN	12.9	6.05
17	SHURWID	7	2.78	51	SBACBANK	7.7	6.08
18	FBFIF	3.3	3.06	52	RELIANCINS	58.1	6.29
19	JAMUNABANK	19.4	3.1	53	ENVOYTEX	39.3	6.51
20	PF1STMF	5.4	3.14	54	MJLBD	93.1	6.79
21	EXIM1STMF	3.3	3.17	55	PTL	45	6.8
22	NCCBANK	10.8	3.27	56	ACMELAB	73.5	7.04
23	PREMIERBAN	9.3	3.44	57	SQUARETEXT	53.9	7.09
24	IFILISLMF1	4.8	3.64	58	BANKASIA	16.9	7.2
25	MALEKSPIN	25.6	3.7	59	SAPORTL	23.1	7.22
26	SHAHJABANK	18	3.7	60	EMERALDOIL	24.9	7.46
27	CONFIDCEM	60.7	3.83	61	UTTARAFIN	16.7	7.46
28	BSC	91.3	3.86	62	BRACBANK	49.6	7.56
29	ONEBANKPLC	8.5	3.86	63	NRBCBANK	8.8	7.59
30	DOREENPWR	23.6	3.99	64	SQURPHARMA	221.8	8.07
31	PRIMEBANK	23.3	3.99	65	DBH	40.3	8.1
32	ICBEPMF1S1	5.3	4.02	66	IDLC	33.9	8.42
33	ICBAMCL2ND	6.2	4.08	67	AOL	13.4	8.43
34	PADMAOIL	208.3	4.11	68	SKTRIMS	14.1	8.46



P/E of Listed Scrips based on Latest Interim Financials				P/E of Listed Scrips based on Latest Interim Financials			
Sl.	Ticker Symbol	Close Price	Basic P/E	Sl.	Ticker Symbol	Close Price	Basic P/E
69	FIRSTSBANK	5.7	8.91	102	SAIHAMCOT	14.4	13.33
70	HWAWELLTEX	42	8.97	103	OLYMPIC	153.6	13.57
71	GRAMEENS2	12.6	9.55	104	TECHNODRUG	34.8	13.81
72	EHL	65.6	9.65	105	KARNAPHULI	30.8	13.83
73	GENEXIL	27.3	9.89	106	EASTERNINS	50.2	13.84
74	BSCPLC	112.9	9.97	107	LHB	53.8	14.16
75	ARGONDENIM	18	10	108	BGIC	34.6	14.18
76	ASIAPACINS	34.9	10.26	109	DHAKAINS	40.5	14.6
77	NAVANAPHAR	51.5	10.3	110	CITYGENINS	46.2	14.62
78	STANDBANKL	6.6	10.31	111	IFIC	7.2	15
79	SIPLC	42.1	10.42	112	KDSALTD	35	15.09
80	GREENDELT	52	10.51	113	CONTININS	26.6	15.23
81	POWERGRID	38.8	10.51	114	RDFOOD	21.4	15.29
82	PIONEERINS	49.3	10.56	115	PEOPLESINS	31	15.3
83	BNICL	43.7	10.61	116	INDEXAGRO	62.2	15.4
84	ASIATICLAB	30.2	10.71	117	PARAMOUNT	43	15.43
85	GP	318.2	10.91	118	ISLAMIINS	40.4	15.62
86	BATBC	360	11.02	119	ASIAINS	30.9	15.66
87	MATINSPINN	46.3	11.24	120	NORTHRNINS	32.4	15.78
88	ITC	36.9	11.39	121	INTRACO	16.5	15.87
89	MARICO	2312.3	11.41	122	SAIFPOWER	11.3	16.14
90	PURABIGEN	20.1	11.51	123	PHENIXINS	26.3	16.17
91	UNIONINS	26.5	12.12	124	RUPALIBANK	22	16.18
92	PRAGATIINS	53.9	12.14	125	RUPALIINS	23.4	16.25
93	FEKDIL	18.6	12.24	126	CNATEX	5.1	16.63
94	JANATAINS	28.9	12.35	127	SIMTEX	18.7	16.7
95	SHASHADNIM	19.9	12.44	128	TAMIJTEX	114.7	17.12
96	CAPMIBBLMF	8	12.5	129	CRYSTALINS	56.8	17.46
97	STANDARINS	34	12.56	130	SAIHAMTEX	14.7	17.5
98	PRIMEINSUR	37.4	12.75	131	PROVATIINS	34.1	17.52
99	DUTCHBANGL	46.8	13	132	BDCOM	22.4	18.67
100	ACIFORMULA	123.7	13.16	133	ACFL	18	18.75
101	REPUBLIC	30.7	13.16	134	FEDERALINS	19.2	19.2



P/E of Listed Scrips based on Latest Interim Financials				P/E of Listed Scrips based on Latest Interim Financials			
Sl.	Ticker Symbol	Close Price	Basic P/E	Sl.	Ticker Symbol	Close Price	Basic P/E
135	GLOBALINS	25	19.23	168	UNIQUEHRL	45.3	25.74
136	UNITEDINS	40	19.35	169	APEXSPINN	99	25.78
137	AMANFEED	25.3	19.77	170	MONOSPOOL	117.9	25.86
138	BEACONPHAR	123.4	19.78	171	APEXFOODS	230.9	26.24
139	MHSML	13.5	19.85	172	SHARPIND	15.9	26.5
140	SONALIPAPR	141.7	20.13	173	ADNTEL	85.2	26.63
141	AAMRANET	27.4	20.15	174	PHARMAID	602.9	26.63
142	EASTLAND	19.7	20.24	175	BERGERPBL	1760.4	26.72
143	SONARBAINS	28.3	20.81	176	PAPERPROC	109.4	26.81
144	BARKAPOWER	10.1	21.04	177	FARCHEM	17.4	27.19
145	AGNISYSL	25.8	21.5	178	MBL1STMF	3.9	27.34
146	NHFIL	26.7	22.01	179	MERCINS	25.6	27.43
147	LANKABAFIN	19.8	22.16	180	CVOPRL	102.4	27.83
148	NPOLYMER	33.2	22.43	181	UNIONBANK	5.2	27.86
149	SICL	23.3	22.69	182	ICICL	22.9	28.16
150	CENTRALINS	46.8	23.25	183	SHEPHERD	16.1	28.75
151	HEIDELBCEM	227.5	23.34	184	SALAMCRST	11	29.46
152	NITOLINS	30.1	23.76	185	RANFOUNDRY	139.2	29.74
153	DGIC	24.9	23.94	186	AMCL(PRAN)	204.8	29.77
154	ISLAMIBANK	53	23.95	187	EGEN	23.9	29.88
155	JHRML	53.2	24.18	188	DSSL	8	30
156	MEGHNAINS	30.4	24.52	189	ABBANK	7.8	30.79
157	KEYACOSMET	5.9	24.58	190	RENATA	640.1	30.83
158	TAKAFULINS	36.4	24.59	191	AIL	96.4	31.3
159	ADVENT	15.8	24.69	192	RECKITTBEN	4407.9	31.38
160	LOVELLO	90.4	24.84	193	DOMINAGE	11.4	31.67
161	SPCL	36.1	25.07	194	NAHEEACP	20.8	32.5
162	ROBI	25.9	25.23	195	SINOBANGLA	35.3	32.69
163	BENGALWTL	17.2	25.29	196	NRBBANK	12.4	33.21
164	IBNSINA	277.3	25.49	197	RELIANCE1	18.6	33.21
165	APEXFOOT	202.7	25.59	198	MIRAKHTER	30.7	33.37
166	ALARABANK	19.5	25.66	199	MLDYEING	8.3	34.58
167	AGRANINS	25.4	25.74	200	ALIF	7	35



P/E of Listed Scrips based on Latest Interim Financials				P/E of Listed Scrips based on Latest Interim Financials			
Sl.	Ticker Symbol	Close Price	Basic P/E	Sl.	Ticker Symbol	Close Price	Basic P/E
201	KOHINOOR	526.5	35.48	234	MONNOAGML	427.9	93.84
202	SILCOPHL	15.9	36.14	235	ARAMIT	168.9	95.97
203	FORTUNE	16	36.36	236	DAFODILCOM	65.3	102.03
204	EIL	55.1	37.23	237	RAHIMAFOOD	84.7	105.88
205	IPDC	19.8	38.08	238	MONNOFABR	14.7	122.5
206	BATASHOE	905	38.11	239	RAHIMTEXT	116	131.82
207	BEACHHATCH	97.6	38.13	240	ORIONINFU	315.5	146.06
208	ORIONPHARM	37	38.54	241	NLTUBES	74	154.17
209	QUEENSOUTH	13	40.63	242	WMSHIPYARD	6.7	167.5
210	AFCAGRO	9.3	41.03	243	DSHGARME	68	170
211	GPHISPAT	23	41.07	244	SINGERBD	119.5	175.74
212	FUWANGCER	12.3	43.93	245	VFSTDLD	7.1	177.5
213	GBBPOWER	7.1	44.38	246	ICB	68.1	179.21
214	SALVOCHEM	23.4	45	247	MONNOCERA	63.6	198.75
215	SIBL	9	45	248	COPPERTECH	17.2	215
216	JMISMDL	133.8	45.82	249	ETL	9.6	240
217	CROWNCEMNT	48.8	48.8	250	PDL	6.8	255
218	MIDLANDBNK	35.5	49.31	251	AMBEEPHA	722.4	258
219	UNITEDFIN	14.7	50.11	252	SONARGAON	20.8	260
220	ACTIVEFINE	8.1	50.63	253	NAVANACNG	21	262.5
221	SSSTEEL	8.7	51.18	254	HAMI	75.1	268.21
222	SAMORITA	52	52	255	BANGAS	91.7	295.81
223	EASTRN LUB	1478.7	60.31	256	KAY&QUE	224.7	335.37
224	QUASEMIND	24.7	61.75	257	HAKKANIPUL	40.4	336.67
225	TOSRIFA	17.8	63.57	258	STYLECRAFT	45.6	380
226	UNILEVERCL	2615.6	66.05	259	BESTHLDNG	19.4	485
227	EPGL	14.3	76.61	260	OIMEX	23.6	590
228	SONALIANS	255.4	79.07	261	BDTHAIFOOD	15.1	755
229	AIBL1STIMF	7.3	82.95	262	BDAUTOCA	82	1025
230	KPCL	13.7	85.63	263	KBPPWBIL	154.5	1287.5
231	FINEFOODS	214.2	86.23	264	LIBRAINFU	902.8	6018.67
232	WATACHEM	114.4	92.26	265	ABBLPBOND	955	-
233	PREMIERCEM	52.5	93.75	266	AIBLPBOND	4200	-



P/E of Listed Scrips based on Latest Interim Financials				P/E of Listed Scrips based on Latest Interim Financials			
Sl.	Ticker Symbol	Close Price	Basic P/E	Sl.	Ticker Symbol	Close Price	Basic P/E
267	APSCLBOND	4288	-	300	SJIBLPBOND	4500	-
268	BANKASI1PB	4650	-	301	SONALILIFE	53.5	-
269	BEXGSUKUK	48.5	-	302	SUNLIFEINS	61.7	-
270	CBLPBOND	1037500	-	303	TILIL	36.4	-
271	CLICL	39.1	-	304	UCB2PBOND	4700	-
272	DBLPBOND	5250	-	305	WALTONHIL	487	-
273	DEBARACEM	1865	-	306	1STPRIMFMF	38.8	n/a
274	DEBBDLUGG	784	-	307	AAMRATECH	17.4	n/a
275	DEBBDWELD	1418.5	-	308	ABB1STMF	3.3	n/a
276	DEBBDZIPP	700	-	309	ACI	121.4	n/a
277	DEBBXDENIM	1450	-	310	ACMEPL	12.1	n/a
278	DEBBXFISH	835	-	311	AFTABAUTO	34	n/a
279	DEBBXKNI	900	-	312	AL-HAJTEX	106.6	n/a
280	DEBBXTEX	1300	-	313	ALLTEX	11	n/a
281	DELTALIFE	85.2	-	314	ANLIMAYARN	21	n/a
282	FAREASTLIF	35.1	-	315	ANWARGALV	65	n/a
283	IBBL2PBOND	3250	-	316	APEXTANRY	68.5	n/a
284	IBBLPBOND	772.5	-	317	APOLOISPAT	3.7	n/a
285	MBPLCPBOND	4850	-	318	ARAMITCEM	12.5	n/a
286	MEGHNALIFE	59.7	-	319	ATLASBANG	50.3	n/a
287	MITHUNKNIT	14.9	-	320	AZIZPIPES	48.8	n/a
288	MTBPBOND	1000000	-	321	BAYLEASING	7.4	n/a
289	NATLIFEINS	116.5	-	322	BBS	9.7	n/a
290	PADMALIFE	18.2	-	323	BBSCABLES	16.3	n/a
291	PBLPBOND	4550	-	324	BDFINANCE	13.2	n/a
292	POPULARLIF	52.6	-	325	BDLAMPS	104.6	n/a
293	PRAGATILIF	160.6	-	326	BDSERVICE	5.2	n/a
294	PREBPPBOND	4700	-	327	BDTHAI	10.1	n/a
295	PRIMELIFE	35.3	-	328	BDWELDING	10.5	n/a
296	PROGRESLIF	39.5	-	329	BEXIMCO	115.6	n/a
297	RUPALILIFE	105.2	-	330	BIFC	9	n/a
298	SANDHANINS	20.4	-	331	BPML	28.9	n/a
299	SEB1PBOND	5000	-	332	BPPL	10.2	n/a



P/E of Listed Scrips based on Latest Interim Financials				P/E of Listed Scrips based on Latest Interim Financials			
Sl.	Ticker Symbol	Close Price	Basic P/E	Sl.	Ticker Symbol	Close Price	Basic P/E
333	CAPITECGBF	8.7	n/a	366	INTECH	16.8	n/a
334	CAPMBDBLMF	5.9	n/a	367	ISLAMICFIN	11.5	n/a
335	CENTRALPHL	8.7	n/a	368	ISNLTD	33.6	n/a
336	DACCADYE	11.2	n/a	369	JUTESPINN	243.6	n/a
337	DBH1STMF	4	n/a	370	KPPL	8.2	n/a
338	DELTA SPINN	4.3	n/a	371	KTL	8.9	n/a
339	DESCO	19.7	n/a	372	LEGACYFOOT	47.1	n/a
340	DESHBANDHU	16.5	n/a	373	LRBDL	11.6	n/a
341	DULAMIACOT	70	n/a	374	LRGLOBMF1	3.6	n/a
342	EBLNRBMF	3.4	n/a	375	MAKSONSPIN	7.9	n/a
343	ECABLES	106.7	n/a	376	MEGCONMILK	26.6	n/a
344	ESQUIRENIT	19.9	n/a	377	MEGHNACEM	45.1	n/a
345	EXIMBANK	7	n/a	378	MEGHNAPET	27.7	n/a
346	FAMILYTEX	2.7	n/a	379	METROSPIN	9	n/a
347	FAREASTFIN	3.7	n/a	380	MIDASFIN	8.2	n/a
348	FASFIN	3.3	n/a	381	MIRACLEIND	16.9	n/a
349	FIRSTFIN	3.8	n/a	382	NBL	5.1	n/a
350	FUWANGFOOD	12.5	n/a	383	NCCBLMF1	5.1	n/a
351	GEMINISEA	173.5	n/a	384	NFML	8.9	n/a
352	GENNEXT	4	n/a	385	NORTHERN	122.9	n/a
353	GHAIL	9.3	n/a	386	NTC	196.4	n/a
354	GHCL	24.4	n/a	387	NURANI	4	n/a
355	GLDNJMF	7.9	n/a	388	OAL	6.8	n/a
356	GOLDENSON	14.2	n/a	389	PENINSULA	10.8	n/a
357	GQBALLPEN	132.9	n/a	390	PHOENIXFIN	4.5	n/a
358	GREENDELMF	3.4	n/a	391	PHPMF1	3.3	n/a
359	GSPFINANCE	6.3	n/a	392	PLFSL	2.7	n/a
360	HFL	9.1	n/a	393	POPULAR1MF	3.2	n/a
361	HRTEX	24.4	n/a	394	PREMIERLEA	3.4	n/a
362	IBP	8.7	n/a	395	PRIMEFIN	4.7	n/a
363	ICBIBANK	3.1	n/a	396	PRIMETEX	12	n/a
364	IFADAUTOS	21.3	n/a	397	RAKCERAMIC	22.2	n/a
365	ILFSL	3.9	n/a	398	REGENTTEX	3.9	n/a



P/E of Listed Scrips based on Latest Interim Financials				P/E of Listed Scrips based on Latest Interim Financials			
Sl.	Ticker Symbol	Close Price	Basic P/E	Sl.	Ticker Symbol	Close Price	Basic P/E
399	RENWICKJA	602.7	n/a	411	TALLUSPIN	5	n/a
400	RINGSHINE	4.1	n/a	412	TITASGAS	21	n/a
401	RSRMSTEEL	9.6	n/a	413	TUNGHAI	3.2	n/a
402	RUNNERAUTO	27.5	n/a	414	UNIONCAP	6.5	n/a
403	SAFKOSPINN	8.6	n/a	415	USMANIAGL	35.3	n/a
404	SAMATALETH	45.3	n/a	416	VAMLBDMF1	5.4	n/a
405	SAVAREFR	215.5	n/a	417	VAMLRBBF	5.2	n/a
406	SEAPEARL	34	n/a	418	YPL	8.9	n/a
407	SHYAMPSUG	109.9	n/a	419	ZAHEENSPIN	6.6	n/a
408	SILVAPHL	9.8	n/a	420	ZAHINTEX	5	n/a
409	SPCERAMICS	12	n/a	421	ZEALBANGLA	100	n/a
410	STANCERAM	77.1	n/a				

### **04.Primary Market Highlights**

#### **Capital Raising in Progress**

Company/Fund	Amount to be Raised (Crore)	Method of Raising	Employee Amount (Crore)	EI/QI Amount (Crore)	GP Amount (Crore)	Face Value	Cut-off Price	Offer Price	Status
Doar Services PLC	5.00	QIO (Fixed Price)	N/A	5.00	N/A	10.00	N/A	10.00	Raising Approved.

\*N/A = Not Applicable, TBD = To Be Determined.



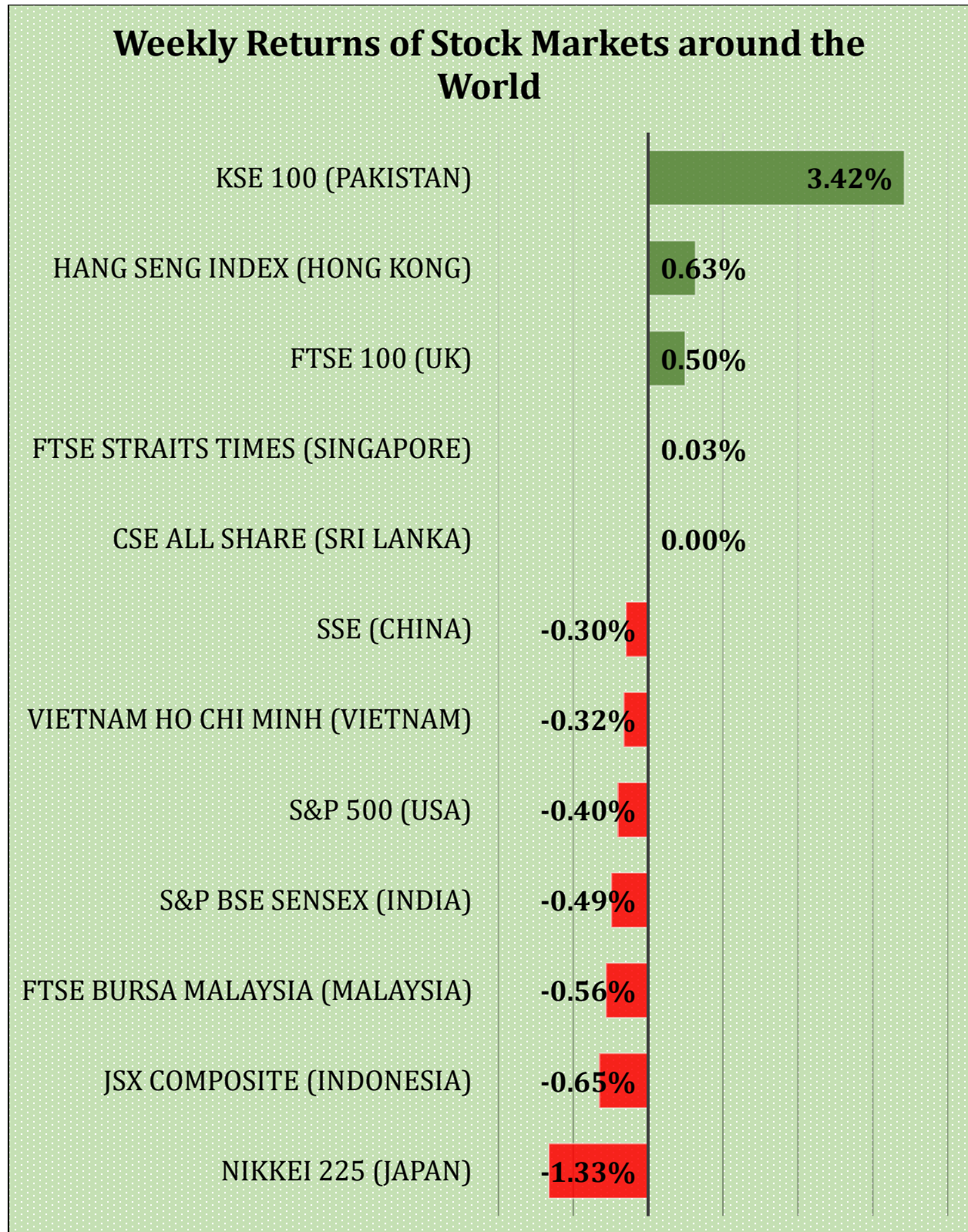
## Other Issues Approved in the Week

BSEC in its 932<sup>nd</sup> meeting approved the following issues:

1. **BDT 400 Crore Subordinated Bond of Dhaka Bank PLC** which will be unsecured, non-convertible and redeemable. The bond will bear a floating coupon rate. The face value of the bond will be BDT 10 Lac.
2. **BDT 400 Crore Subordinated Bond of Bank Asia PLC** which will be unsecured, non-convertible and redeemable. The bond will bear a floating coupon rate. The face value of the bond will be BDT 1 Crore.
3. **BDT 500 Crore Mudaraba Subordinated Bond of Islamic Bank Bangladesh PLC.** which will be unsecured, non-convertible, and redeemable. The bond will bear a floating coupon rate having a coupon of reference rate + 3% margin. The face value of the bond will be BDT 5 Lac.
4. **BDT 250 Crore Subordinated Bond of Export Import Bank of Bangladesh PLC.** which will be unsecured, non-convertible and redeemable. The bond will bear a floating coupon rate having a coupon of reference rate + 3% margin. The face value of the bond will be BDT 5 Lac.
5. **BDT 450 Crore Subordinated Bond of Trust Bank Ltd.** which will be unsecured, non-convertible and redeemable. The bond will bear a floating coupon rate having a coupon of reference rate + 3% margin. The face value of the bond will be BDT 5 Lac.



**05. World Stock Markets**





## ***Disclaimer***

This document has been prepared for information purposes only and does not solicit any action based on the material contained herein. Therefore, this document should not be considered as an offer to buy or sell or subscribe to any security. Neither Bangladesh Merchant Bankers Association nor the preparer of this report nor any other related party can be held accountable for any actions based on this report. Bangladesh Merchant Bankers Association or the preparer of this report or any other related party does not guarantee the accuracy or correctness of the data presented herein. However, reasonable care has been ensured in collecting and analyzing the data contained in this report.

## ***Report Prepared By***

**Farhan Hasan**

Research Analyst (Part-Time)

*farhan.hasan.official@gmail.com*

## ***Data Sources***

Dhaka Stock Exchange PLC. (<https://www.dsebd.org/index.php>)

Bangladesh Securities and Exchange Commission. (<https://sec.gov.bd/home>)

Bangladesh Bank. (<https://www.bb.org.bd/en/>)

Insurance Development and Regulatory Authority. (<http://www.idra.org.bd>)

Microcredit Regulatory Authority. (<https://mra.gov.bd/>)

Bangladesh Bureau of Statistics. (<http://bbs.gov.bd/>)

ESS Bangladesh. (<https://www.essbangladesh.com/login.xhtml>)

Trading Economics. (<https://tradingeconomics.com/>)

## ***Report Available at***

Bangladesh Merchant Bankers Association (Research Tab)

(<http://www.bmba.com.bd/research/>)



## **Bangladesh Merchant Bankers Association**

Saiham Sky View Tower (5<sup>th</sup> Floor), 45 Bijoy Nagar, Dhaka-1000

Tel: 88-02-8392158, Fax: 88-02-8392159

Email: [president@bmba.com.bd](mailto:president@bmba.com.bd)

Web: [www.bmba.com.bd](http://www.bmba.com.bd)