



**Bangladesh Merchant
Bankers Association**

Weekly Market Report

03rd November to 07th November, 2024

Week 45 of the Calendar Year

Contents

- 1. Market Commentary***
- 2. Related Market Policies***
- 3. Secondary Market Highlights***
- 4. Primary Market Highlights***
- 5. World Stock Markets***



01. Market Commentary

DSEX ended in green for the week increasing by 116.93 points [2.25%] compared to the previous week. It stands at 5316.33 points.

Index started the week with a slight fall of 8.5 points in the opening trading day but bounced back in the next trading days cumulatively increasing by 174 points due to positive regulatory measures such as liquidity support from ICB and cuts in capital gains tax. The index was downward in the following two remaining days as investors took profits from the quick recovery and switched stocks as per their preference based on earnings declarations. Overall, the index has risen by above 200 points in two consecutive weeks.

Investor participation increased significantly as reflected by increase in average daily turnover by around 45% and the average daily turnover rose above BDT 600 Crore level. Investors' trades in this week predominantly focused on Pharmaceuticals scrips followed by Bank and Textile scrips. In terms of sectoral returns, the Paper & Printing sector posted highest returns of 10.35% while the Food & Allied sector underwent losses of 0.66%.

Market capitalization stands at USD 56.0 Billion*.

*(USD 1 = BDT 120.00 as on November 07, 2024).



02. Related Market Policies

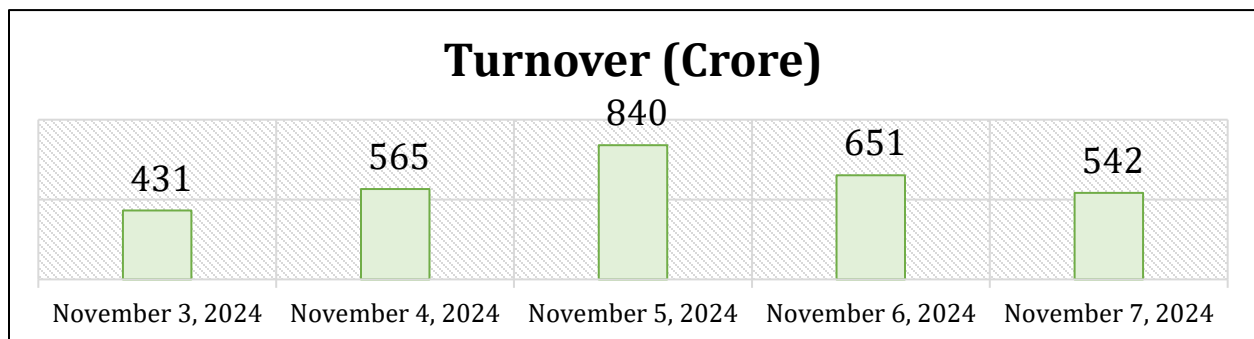
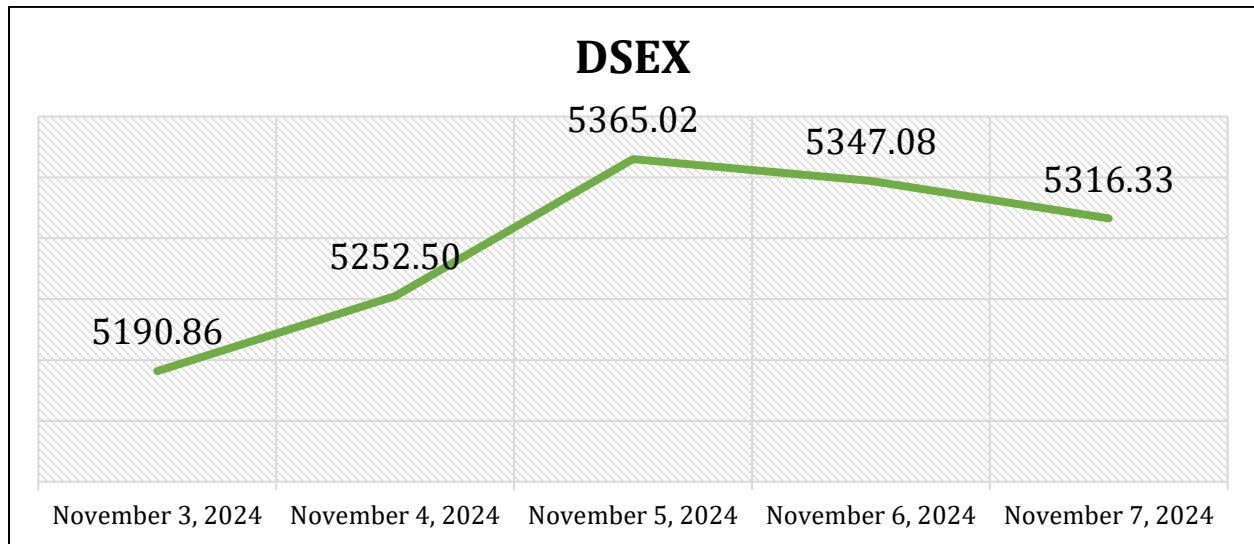
1. BSEC in a press release stated that it has issued letters to the listed companies via DSE and CSE to notify the issuers regarding the directives of dividend disbursement and issuance of source tax deduction certificate and also notification to the investors via SMS or email as per details of their respective BO accounts.
2. BSEC in a press release stated that as per Bangladesh Securities and Exchange Commission (Research Analysis) Rules, 2013, only a research analyst can predict or forecast various issues of the capital market based on research and analysis. Forecasting of such issues by other than a research analyst will be against the securities law.
3. BSEC in a directive stated that for the development of the corporate bond market, the validity of the audited financial statements of banks ending on December 31, 2023 is extended for an additional 60 (sixty) days or up to November 30, 2024 as applicable as per Information Memorandum (IM) for issuance of debt securities applied under the Bangladesh Securities and Exchange Commission (Debt Securities) Rules, 2021.



03. Secondary Market Highlights

Index Scenario

Indices	Current Week Nov 07 2024	Previous Week Oct 31 2024	Change	% Change
DSEX	5316.33	5199.40	116.93	2.25%
DS30	1965.54	1926.05	39.49	3.45%
DSES	1187.91	1144.90	43.01	2.23%





Market Statistics

Particulars	Current Week (Nov 03 - Nov 07 2024)	Previous Week (Oct 27 - Oct 31 2024)	Change	% Change
Average Daily Turnover (Crore)	606	417	189	45.40%
Market P/E	10.15	10.05	0.10	1.00%
Market Cap. to GDP	12.98%	12.85%	0.13%	-

N.B.

GDP is BDT 5,177,713.90 Crore (Provisional) as of 2023-24 according to BBS.

Market Valuation

Particulars	Value				% Share in Value		
	Current Week Nov 07 2024	Previous Week Oct 31 2024	Change	% Change	Current Week Nov 07 2024	Previous Week Oct 31 2024	Change
Market Capitalization (Crore)	671,810	665,332	6,478	0.97%	-	-	-
Equity Market Capitalization (Crore)	364,196	357,099	7,097	1.99%	54.21%	53.67%	0.54%
Mutual Fund Market Capitalization (Crore)	2,900	2,878	22	0.76%	0.43%	0.43%	0.00%
Debt Market Capitalization (Crore)	304,714	305,355	-641	-0.21%	45.36%	45.90%	-0.54%



Sector Valuation

Sector	Current Week Market Cap. (Crore) Nov 07 2024	Previous Week Market Cap. (Crore) Oct 31 2024	Change	% Change
Bank	70,652	69,988	664	0.95%
Cement	9,961	9,838	123	1.25%
Ceramics Sector	1,700	1,576	124	7.87%
Engineering	29,608	28,803	804	2.79%
Financial Institutions	12,399	12,089	310	2.56%
Food & Allied	31,408	31,617	-209	-0.66%
Fuel & Power	30,616	29,153	1,464	5.02%
Insurance	12,659	12,458	202	1.62%
IT Sector	2,948	2,913	35	1.20%
Jute	418	390	28	7.25%
Miscellaneous	23,374	23,239	134	0.58%
Mutual Funds	2,900	2,878	22	0.75%
Paper & Printing	2,025	1,835	190	10.35%
Pharmaceuticals & Chemicals	56,573	54,761	1,812	3.31%
Services & Real Estate	1,715	1,641	74	4.49%
Tannery Industries	2,207	2,181	26	1.20%
Telecommunication	59,376	58,984	393	0.67%
Textile	11,579	11,074	505	4.56%
Travel & Leisure	4,647	4,247	400	9.43%



Top 5 of The Week

Gainers		Losers		Turnover Leaders	
<i>Security</i>	<i>% Change</i>	<i>Security</i>	<i>% Change</i>	<i>Security</i>	<i>% Share</i>
GHCL	42.62%	PRIMEFIN	-10.53%	ORIONPHARM	2.92%
SPCERAMICS	28.81%	PHARMAID	-8.58%	BSC	2.76%
AFTABAUTO	25.16%	SHYAMPSUG	-8.15%	ISLAMIBANK	2.35%
MIDLANDBNK	24.01%	PURABIGEN	-7.88%	FEKDIL	2.23%
ARAMITCEM	22.81%	FAREASTFIN	-7.32%	MIDLANDBNK	2.07%



Price to Earnings Ratio of Sectors and Companies

Sectoral Price to Earnings Ratio			
SL	Sectors	No. of Listed Companies/Funds	P/E
1	Mutual Funds	37	3.4
2	Bank	36	6.5
3	Fuel & Power	23	6.9
4	Engineering	42	11.0
5	Pharmaceuticals & Chemicals	34	12.2
6	Financial Institutions	23	12.7
7	Textile	58	12.7
8	Services & Real Estate	4	12.8
9	Telecommunication	3	12.8
10	Cement	7	13.1
11	Travel & Leisure	5	13.5
12	Food & Allied	21	14.5
13	Jute	3	15.9
14	Miscellaneous	15	16.6
15	IT Sector	11	19.3
16	Tannery Industries	6	33.8
17	Paper & Printing	6	37.0
18	Ceramics Sector	5	75.2
19	Insurance	58	N/M

*N/M = Not Meaningful.

P/E of Listed Scrips based on Latest Interim Financials				P/E of Listed Scrips based on Latest Interim Financials			
Sl.	Ticker Symbol	Close Price	Basic P/E	Sl.	Ticker Symbol	Close Price	Basic P/E
1	IFIC1STMF	3.6	1.43	35	CITYBANK	21.8	4.88
2	ICBAGRANI1	7.1	1.61	36	DHAKABANK	11.5	4.9
3	EBL1STMF	3.8	1.76	37	BSRMLTD	73.6	5.08
4	LINDEBD	1015	1.84	38	SUMITPOWER	16.3	5.09
5	ICB3RDNRB	4.9	1.88	39	BSRMSTEEL	53.4	5.29
6	ICBSONALI1	6.3	2.19	40	UCB	10.7	5.31
7	ATCSLGF	6.7	2.29	41	EBL	24.3	5.34
8	SEMLLECMF	6.5	2.32	42	JAMUNAOIL	192.4	5.42
9	TRUSTB1MF	3.6	2.37	43	CONFIDCEM	49.6	5.68
10	MERCANBANK	9.9	2.44	44	SOUTHEASTB	9.1	5.83
11	SEMLFBSLGF	5.1	2.5	45	MPETROLEUM	218	6.01
12	1JANATAMF	3.4	2.58	46	TRUSTBANK	23.1	6.06
13	PRIME1ICBA	5.1	2.66	47	RELIANCINS	56.7	6.14
14	SEMLIBLSF	6.6	2.66	48	SBACBANK	7.9	6.24
15	PUBALIBANK	27.4	2.71	49	BXPHERMA	82.5	6.31
16	JAMUNABANK	17.5	2.8	50	ACMELAB	79.4	6.84
17	SHURWID	7.2	2.86	51	NEWLIN	15.2	7.13
18	GIB	5.7	2.94	52	BANKASIA	16.9	7.2
19	EXIM1STMF	3.4	3.27	53	BARKAPOWER	11.8	7.44
20	PF1STMF	5.7	3.31	54	PTL	49.8	7.52
21	FBFIF	3.6	3.33	55	BRACBANK	50.9	7.76
22	NCCBANK	11.3	3.42	56	NRBCBANK	9	7.77
23	PREMIERBAN	9.4	3.47	57	DBH	39	7.84
24	SHAHJABANK	17.9	3.68	58	EMERALDOIL	26.4	7.9
25	IFILISLMF1	4.9	3.71	59	UTTARAFIN	17.7	7.9
26	MALEKSPIN	27.7	3.75	60	CROWNCEMNT	54.5	8.09
27	BSC	90	3.8	61	SKTRIMS	13.8	8.28
28	PRIMEBANK	23	3.94	62	IDLC	33.7	8.37
29	ONEBANKPLC	8.7	3.95	63	SQUARETEXT	52.1	8.85
30	ICBEPMF1S1	5.5	4.17	64	AOL	14.3	8.99
31	MTB	11.7	4.24	65	PREMIERCEM	63.7	9.05
32	ICBAMCL2ND	6.5	4.28	66	GREENDEL	45.6	9.22
33	PADMAOIL	216.7	4.28	67	EHL	63.1	9.28
34	UTTARABANK	22.1	4.34	68	SQRPHARMA	221.9	9.4



P/E of Listed Scrips based on Latest Interim Financials				P/E of Listed Scrips based on Latest Interim Financials			
Sl.	Ticker Symbol	Close Price	Basic P/E	Sl.	Ticker Symbol	Close Price	Basic P/E
69	UPGDCL	131.8	9.41	102	FEKDIL	20.9	12.74
70	FIRSTSBANK	6.2	9.69	103	EASTERNINS	46.3	12.77
71	UNIQUEHRL	50.4	9.81	104	PARAMOUNT	36.2	12.99
72	ASIAPACINS	33.5	9.85	105	HWAWELLTEX	41.6	13.04
73	BNICL	41.8	10.15	106	BGIC	32	13.11
74	SIPLC	41.3	10.22	107	DUTCHBANGL	47.4	13.17
75	GRAMEENS2	13.6	10.3	108	CAPMIBBLMF	8.5	13.28
76	PIONEERINS	49.1	10.52	109	BSCPLC	120.1	13.31
77	STANDBANKL	6.8	10.63	110	TECHNODRUG	39.3	13.37
78	MJLBD	92.9	10.67	111	ASIAINS	26.6	13.48
79	BPPL	12.4	10.69	112	GPHISPAT	24.1	13.62
80	POWERGRID	39.5	10.69	113	NAVANAPHAR	51.4	13.63
81	PURABIGEN	18.7	10.71	114	DHAKAINS	38	13.7
82	GENEXIL	28.8	10.99	115	CONTININS	24.1	13.8
83	GP	321.1	11.01	116	MIRAKHTER	34.5	13.86
84	JANATAINS	25.8	11.03	117	NORTHRNINS	28.8	14.03
85	BATBC	369.9	11.33	118	IBNSINA	306	14.26
86	PRAGATIINS	50.6	11.4	119	PROVATIINS	28.1	14.43
87	SHASHADNIM	20.3	11.47	120	CITYGENINS	46.5	14.72
88	STANDARINS	31.2	11.53	121	LHB	56.4	14.84
89	MARICO	2348.7	11.59	122	RUPALIINS	21.6	15
90	ASIATICLAB	32.8	11.63	123	PHENIXINS	24.5	15.06
91	WALTONHIL	523.8	11.7	124	NPOLYMER	34.4	15.15
92	DOREENPWR	21.6	11.93	125	ISLAMIINS	39.6	15.31
93	ITC	36	12.08	126	CNATEX	4.7	15.33
94	ENVOYTEX	43.3	12.09	127	SALVOCHEM	25.5	15.36
95	AAMRANET	29.8	12.11	128	KDSALTD	33.4	15.46
96	UNIONINS	26.5	12.12	129	PEOPLESINS	31.4	15.49
97	PRIMEINSUR	35.8	12.2	130	CRYSTALINS	50.8	15.61
98	INDEXAGRO	66.9	12.21	131	IFIC	7.5	15.63
99	KARNAPHULI	27.4	12.31	132	SEAPEARL	36.8	15.86
100	REPUBLIC	29	12.43	133	SONALIANS	330.9	15.87
101	SAPORTL	21.9	12.51	134	APEXFOOT	202.2	16.39



P/E of Listed Scrips based on Latest Interim Financials				P/E of Listed Scrips based on Latest Interim Financials			
Sl.	Ticker Symbol	Close Price	Basic P/E	Sl.	Ticker Symbol	Close Price	Basic P/E
135	OLYMPIC	150.4	16.4	168	JHRML	54.2	23.16
136	GLOBALINS	21.6	16.62	169	CENTRALINS	46.8	23.25
137	BESTHLDNG	23.9	16.71	170	VFSTD	7.8	23.64
138	SPCL	39.3	17.01	171	HEIDELBCEM	230.5	23.65
139	MHSML	14	17.07	172	KEYACOSMET	5.7	23.75
140	FEDERALINS	17.2	17.2	173	LOVELLO	87.6	24.07
141	RUPALIBANK	23.4	17.21	174	AGRANINS	23.9	24.22
142	SAIHAMCOT	14.8	17.41	175	TAKAFULINS	36.7	24.8
143	MEGHNAINS	21.6	17.42	176	MERCINS	23.2	24.86
144	ACIFORMULA	121.4	17.65	177	BDTHAIFOOD	16.3	25.47
145	ETL	10.4	17.93	178	MATINSPINN	52	25.49
146	EGEN	26	18.06	179	SINOBANGLA	35.2	25.51
147	SAIFPOWER	12.9	18.43	180	ISLAMIBANK	57.6	26.02
148	SONARBAINS	25.1	18.46	181	ROBI	26.8	26.1
149	UNITEDINS	38.9	18.82	182	BERGERPBL	1771.5	26.89
150	NITOLINS	24.6	19.42	183	BDCOM	24.1	27.08
151	INTRACO	17.5	19.89	184	ADNTEL	87.9	27.47
152	RDFOOD	20.3	20.1	185	ICICL	22.7	27.91
153	ADVENT	18.1	20.11	186	APEXSPINN	102.6	28.11
154	EASTLAND	19.7	20.24	187	AGNISYSL	34.1	28.42
155	DGIC	21.3	20.48	188	BPML	31.5	28.64
156	ORIONPHARM	45.5	20.68	189	ALARABANK	21.8	28.68
157	TAMIJTEX	122.5	20.79	190	UNIONBANK	5.4	28.93
158	BEACONPHAR	130	20.83	191	SAIHAMTEX	15	29.41
159	RENATA	672.8	21.34	192	MBL1STMF	4.2	29.44
160	NHFIL	25.9	21.35	193	TOSRIFA	21.6	29.59
161	SIMTEX	18.4	21.4	194	ANWARGALV	83.1	30.55
162	SICL	22	21.43	195	PHARMAID	615.5	31.39
163	COPPERTECH	19.6	21.78	196	ABBANK	8.1	31.97
164	GEMINISEA	205.1	22.2	197	NAHEEACP	22	32.35
165	ARGONDENIM	16.7	22.27	198	FORTUNE	16.3	32.6
166	ALIF	7.4	22.42	199	DSSL	8.7	32.63
167	LANKABAFIN	20.1	22.5	200	BEACHHATCH	83.8	32.73



P/E of Listed Scrips based on Latest Interim Financials				P/E of Listed Scrips based on Latest Interim Financials			
Sl.	Ticker Symbol	Close Price	Basic P/E	Sl.	Ticker Symbol	Close Price	Basic P/E
201	RECKITBEN	4615.1	32.86	234	MONNOCERA	69	67.21
202	OIMEX	25.7	32.95	235	UNILEVERCL	2681.9	67.72
203	BENGALWTL	17.7	33.4	236	FUWANGCER	13.9	69.5
204	NRBBANK	12.6	33.75	237	SONARGAON	20.7	76.67
205	SALAMCRST	12.6	33.75	238	KAY&QUE	257.8	78.92
206	KOHINOOR	532.1	35.19	239	KPCL	12	80
207	RELIANCE1	20.1	35.89	240	EPGL	15.1	80.89
208	EIL	54.2	36.62	241	FARCHEM	16.2	81
209	SILCOPHL	16.6	37.73	242	RAHIMAFOOD	90.3	84.39
210	APEXFOODS	215.5	38.07	243	SHARPIND	16.3	85.79
211	RANFOUNDRY	144.2	38.15	244	AIBL1STIMF	7.8	88.64
212	BATASHOE	910.8	38.35	245	SPCERAMICS	15.2	95
213	MONOSPOOL	139.4	38.58	246	JMISMDL	133.4	103.41
214	NLTUBES	77.6	38.8	247	RAHIMTEXT	119.4	115.92
215	AMCL(PRAN)	214	38.84	248	DSHGARME	69	116.95
216	IPDC	20.3	39.04	249	AMANFEED	22.6	118.95
217	AIL	92.2	39.07	250	INTECH	19.1	119.38
218	PAPERPROC	118.7	39.39	251	DESHBANDHU	18	138.46
219	QUEENSOUTH	12	40	252	BBS	11.1	158.57
220	SONALIPAPR	153.5	40.5	253	SINGERBD	118	173.53
221	WMSHIPYARD	6.5	40.63	254	MONNOAGML	435.9	173.9
222	AFCAGRO	10.1	44.56	255	ORIONINFU	337.8	174.72
223	SIBL	9.1	45.5	256	MONNOFABR	15.9	176.67
224	CVOPRL	107.6	45.98	257	WATACHEM	121.5	181.34
225	MIDLANDBNK	34.6	48.06	258	FINEFOODS	171.8	228.05
226	UNITEDFIN	15.2	51.82	259	NAVANACNG	22.9	254.44
227	SAMORITA	53.9	53.9	260	PDL	7.1	266.25
228	ACTIVEFINE	8.8	55	261	ISNLTD	32.6	271.67
229	SSSTEEL	8.8	55	262	HAMI	76.1	271.79
230	ESQUIRENIT	23.4	57.07	263	AMBEEPHA	831.3	311.74
231	QUASEMIND	25.1	59.76	264	BANGAS	97.8	315.48
232	MLDYEING	8.5	60.71	265	DAFODILCOM	73.3	349.05
233	EASTRN LUB	1497.8	61.08	266	HAKKANIPUL	43.1	359.17



P/E of Listed Scrips based on Latest Interim Financials				P/E of Listed Scrips based on Latest Interim Financials			
Sl.	Ticker Symbol	Close Price	Basic P/E	Sl.	Ticker Symbol	Close Price	Basic P/E
267	DOMINAGE	12.2	406.6	300	PRAGATILIF	143.8	-
268	BDAUTOCA	84.5	563.3	301	PREBPBOND	4700	-
269	LEGACYFOOT	48.2	688.5	302	PRIMELIFE	31.5	-
270	LIBRAINFU	837.9	5586	303	PROGRESLIF	36.6	-
271	KBPPWBIL	141.6	14160	304	RUPALILIFE	91.7	-
272	ABBLPBOND	955	-	305	SANDHANINS	18.8	-
273	AIBLPBOND	4200	-	306	SEB1PBOND	5000	-
274	APSCLBOND	4288	-	307	SJIBLPBOND	4550	-
275	BANKASI1PB	4650	-	308	SONALILIFE	49	-
276	BEXGSUKUK	50	-	309	SUNLIFEINS	59	-
277	CBLPBOND	1037500	-	310	TILIL	29.8	-
278	CLICL	34	-	311	UCB2PBOND	4700	-
279	DBLPBOND	5250	-	312	1STPRIMFMF	36.5	n/a
280	DEBARACEM	1865	-	313	AAMRATECH	17.4	n/a
281	DEBBDLUGG	784	-	314	ABB1STMF	3.6	n/a
282	DEBBDWELD	1418.5	-	315	ACFL	17	n/a
283	DEBBDZIPP	700	-	316	ACI	142.5	n/a
284	DEBBXDENIM	1450	-	317	ACMEPL	13.7	n/a
285	DEBBXFISH	835	-	318	AFTABAUTO	38.8	n/a
286	DEBBXKNI	900	-	319	AL-HAJTEX	103.9	n/a
287	DEBBXTEX	1300	-	320	ALLTEX	11.8	n/a
288	DELTALIFE	82.4	-	321	ANLIMAYARN	23.1	n/a
289	FAREASTLIF	34.2	-	322	APEXTANRY	74.4	n/a
290	IBBL2PBOND	4350	-	323	APOLOISPAT	3.9	n/a
291	IBBLPBOND	768.5	-	324	ARAMIT	170.8	n/a
292	MBPLCPBOND	4850	-	325	ARAMITCEM	14	n/a
293	MEGHNALIFE	53.7	-	326	ATLASBANG	52	n/a
294	MITHUNKNIT	12.4	-	327	AZIZPIPES	54.1	n/a
295	MTBPBOND	1000000	-	328	BAYLEASING	7.6	n/a
296	NATLIFEINS	124.5	-	329	BBSCABLES	18.4	n/a
297	PADMALIFE	16.5	-	330	BDFINANCE	13.6	n/a
298	PBLPBOND	4550	-	331	BDLAMPS	113.5	n/a
299	POPULARLIF	50.6	-	332	BDSERVICE	5.2	n/a



P/E of Listed Scrips based on Latest Interim Financials				P/E of Listed Scrips based on Latest Interim Financials			
Sl.	Ticker Symbol	Close Price	Basic P/E	Sl.	Ticker Symbol	Close Price	Basic P/E
333	BDTHAI	10.3	n/a	366	ICBIBANK	3.3	n/a
334	BDWELDING	11.8	n/a	367	IFADAUTOS	22.3	n/a
335	BEXIMCO	115.6	n/a	368	ILFSL	4.1	n/a
336	BIFC	10.6	n/a	369	ISLAMICFIN	12.2	n/a
337	CAPITECGBF	9.4	n/a	370	JUTESPINN	195.2	n/a
338	CAPMBDBLMF	6.1	n/a	371	KPPL	8.6	n/a
339	CENTRALPHL	9.4	n/a	372	KTL	9.6	n/a
340	DACCADYE	12.4	n/a	373	LRBDL	13.1	n/a
341	DBH1STMF	4.3	n/a	374	LRGLOBMF1	3.9	n/a
342	DELTA SPINN	4.6	n/a	375	MAKSONSPIN	8.2	n/a
343	DESCO	20.4	n/a	376	MEGCONMILK	28.4	n/a
344	DULAMIACOT	69.6	n/a	377	MEGHNACEM	48.1	n/a
345	EBLNRBMF	3.6	n/a	378	MEGHNAPET	29.9	n/a
346	ECABLES	115.6	n/a	379	METROSPIN	9.6	n/a
347	EXIMBANK	7.3	n/a	380	MIDASFIN	8.5	n/a
348	FAMILYTEX	2.9	n/a	381	MIRACLEIND	18.4	n/a
349	FAREASTFIN	3.8	n/a	382	NBL	5.5	n/a
350	FASFIN	3.5	n/a	383	NCCBLMF1	5.5	n/a
351	FIRSTFIN	3.9	n/a	384	NFML	9.3	n/a
352	FUWANGFOOD	15	n/a	385	NORTHERN	122.7	n/a
353	GBBPOWER	7.1	n/a	386	NTC	204.7	n/a
354	GENNEXT	4.2	n/a	387	NURANI	4.3	n/a
355	GHAIL	10.8	n/a	388	OAL	7.8	n/a
356	GHCL	26.1	n/a	389	PENINSULA	11.5	n/a
357	GLDNJMF	8.7	n/a	390	PHOENIXFIN	5	n/a
358	GOLDENSON	14.2	n/a	391	PHPMF1	3.4	n/a
359	GQBALLPEN	133.3	n/a	392	PLFSL	2.9	n/a
360	GREENDELMF	3.7	n/a	393	POPULAR1MF	3.4	n/a
361	GSPFINANCE	6.8	n/a	394	PREMIERLEA	3.8	n/a
362	HFL	9.5	n/a	395	PRIMEFIN	5.1	n/a
363	HRTEX	26.8	n/a	396	PRIMETEX	12.5	n/a
364	IBP	8.7	n/a	397	RAKCERAMIC	22.7	n/a
365	ICB	68.4	n/a	398	REGENTTEX	4.1	n/a



P/E of Listed Scrips based on Latest Interim Financials				P/E of Listed Scrips based on Latest Interim Financials			
Sl.	Ticker Symbol	Close Price	Basic P/E	Sl.	Ticker Symbol	Close Price	Basic P/E
399	RENWICKJA	597.8	n/a	411	TALLUSPIN	5.5	n/a
400	RINGSHINE	4.2	n/a	412	TITASGAS	22	n/a
401	RSRMSTEEL	10.1	n/a	413	TUNGHAI	3.3	n/a
402	RUNNERAUTO	30.2	n/a	414	UNIONCAP	6.9	n/a
403	SAFKOSPINN	8.9	n/a	415	USMANIAGL	35.9	n/a
404	SAMATALETH	42.6	n/a	416	VAMLBDMF1	5.6	n/a
405	SAVAREFR	215.5	n/a	417	VAMLRBBF	5.2	n/a
406	SHEPHERD	13.8	n/a	418	YPL	10	n/a
407	SHYAMPSUG	90.2	n/a	419	ZAHEENSPIN	6.7	n/a
408	SILVAPHL	11.1	n/a	420	ZAHINTEX	5.4	n/a
409	STANCERAM	86.2	n/a	421	ZEALBANGLA	85.3	n/a
410	STYLECRAFT	45.5	n/a				

04.Primary Market Highlights

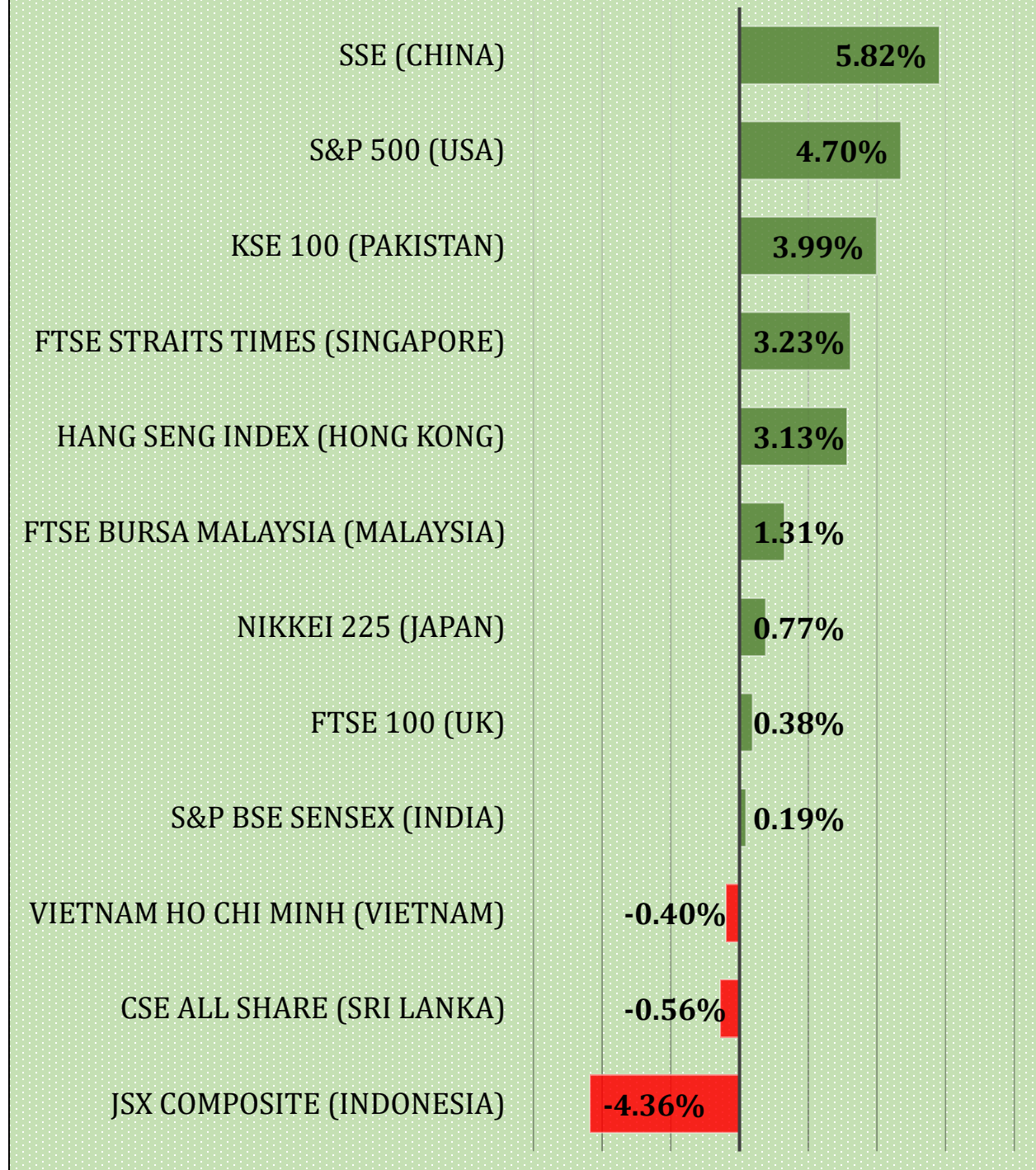
Capital Raising in Progress

Company/Fund	Amount to be Raised (Crore)	Method of Raising	Employee Amount (Crore)	EI/QI Amount (Crore)	GP Amount (Crore)	Face Value	Cut-off Price	Offer Price	Status
Doar Services PLC	5.00	QIO (Fixed Price)	N/A	5.00	N/A	10.00	N/A	10.00	Raising Approved.

*N/A = Not Applicable, TBD = To Be Determined.

05. World Stock Markets

**Weekly Returns of Stock Markets around the
World**





Disclaimer

This document has been prepared for information purposes only and does not solicit any action based on the material contained herein. Therefore, this document should not be considered as an offer to buy or sell or subscribe to any security. Neither Bangladesh Merchant Bankers Association nor the preparer of this report nor any other related party can be held accountable for any actions based on this report. Bangladesh Merchant Bankers Association or the preparer of this report or any other related party does not guarantee the accuracy or correctness of the data presented herein. However, reasonable care has been ensured in collecting and analyzing the data contained in this report.

Report Prepared By

Farhan Hasan

Research Analyst (Part-Time)

farhan.hasan.official@gmail.com

Data Sources

Dhaka Stock Exchange PLC. (<https://www.dsebd.org/index.php>)

Bangladesh Securities and Exchange Commission. (<https://sec.gov.bd/home>)

Bangladesh Bank. (<https://www.bb.org.bd/en/>)

Insurance Development and Regulatory Authority. (<http://www.idra.org.bd>)

Microcredit Regulatory Authority. (<https://mra.gov.bd/>)

Bangladesh Bureau of Statistics. (<http://bbs.gov.bd/>)

ESS Bangladesh. (<https://www.essbangladesh.com/login.xhtml>)

Trading Economics. (<https://tradingeconomics.com/>)

Report Available at

Bangladesh Merchant Bankers Association (Research Tab)

(<http://www.bmba.com.bd/research/>)



Bangladesh Merchant Bankers Association

Saiham Sky View Tower (5th Floor), 45 Bijoy Nagar, Dhaka-1000

Tel: 88-02-8392158, Fax: 88-02-8392159

Email: president@bmba.com.bd

Web: www.bmba.com.bd