



**Bangladesh Merchant
Bankers Association**

Weekly Market Report

23rd June to 27th June, 2024

Week 26 of the Calendar Year

Contents

- 1. Market Commentary***
- 2. Related Market Policies***
- 3. Secondary Market Highlights***
- 4. Primary Market Highlights***
- 5. World Stock Markets***



01. Market Commentary

DSEX ended in green for the week increasing by 111.28 points [2.12%] compared to the previous week. It stands at 5355.41 points.

Index have bounced back from the severe downward movement in the few previous weeks and crossed the 5300 level. Investors looked to capitalize on the cheap blue-chip stocks to take advantage of tax rebates for the income year 2023-24. Furthermore, due to recent approval of the third tranche of the USD 4.7 Billion loan by the IMF garnered a positive reaction from the investors.

Investor participation increased this week as reflected by increase in average daily turnover by around 75% and the average daily turnover increased above the BDT 500 Crore level. Investors' trades in this week mostly focused on Pharmaceuticals, Food & Allied and Textile scrips. All sectors went positive except the Travel & Leisure sector which posted a negative return of 2.38%.

Market capitalization stands at USD 56.1 Billion*.

*(USD 1 = BDT 118.00 as on June 27, 2024).



02. Related Market Policies

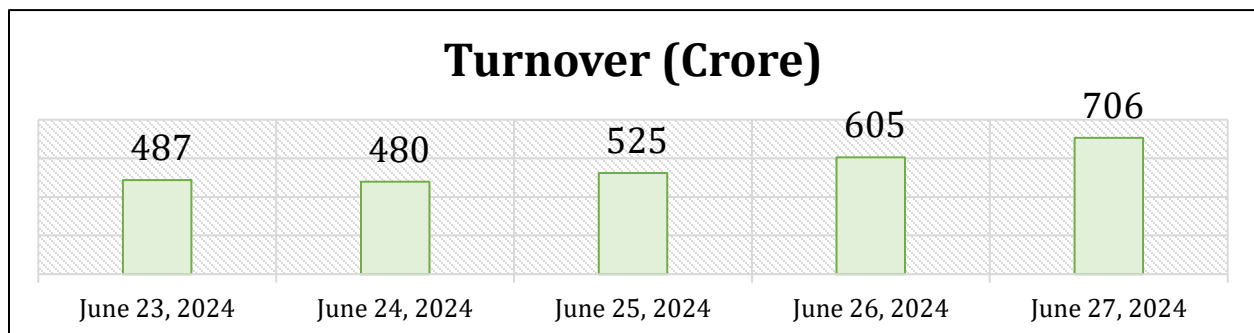
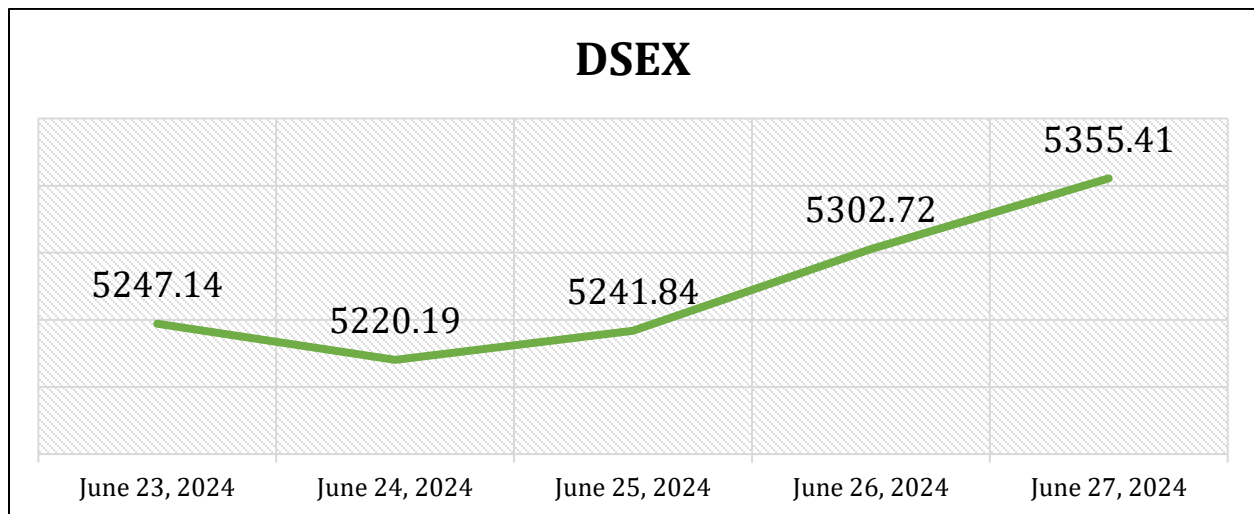
1. BSEC issued an order in which it instructed the depository, the exchanges, the trustees, the custodians and the asset manager of the funds under the management of Bangladesh Race Management PCL the following:
 - a. Every type of instruction given by the asset manager for trading securities in the BOIDs maintained with stock brokers other than those that is to be maintained with the approved custodian of the respective mutual fund shall be suspended.
 - b. Each respective trustee of the mutual funds under management shall take control of all BOIDs opened and maintained with any stock broker in the name of the respective mutual fund and shall report to the commission with detailed holding status within next 7 (seven) working days from the issuance of this order.
 - c. Every custodian shall ensure the BOID of the respective mutual funds, take steps to close the BOIDs opened and maintained in the brokers instead of the custodians' and shall transfer all securities in the respective BOID maintained with the respective custodian.
 - d. Each concerned party of the mutual funds under management shall report to the commission in detail about their steps and compliance status under this order within next 10 (ten) working days from the issuance of this order.



03.Secondary Market Highlights

Index Scenario

Indices	Current Week Jun 27 2024	Previous Week Jun 20 2024	Change	% Change
DSEX	5355.41	5244.13	111.28	2.12%
DS30	1922.57	1875.48	47.09	2.51%
DSES	1183.52	1146.06	37.46	3.27%





Market Statistics

Particulars	Current Week (Jun 23 - Jun 27 2024)	Previous Week (Jun 19 - Jun 20 2024)	Change	% Change
Average Daily Turnover (Crore)	612	350	262	74.97%
Market P/E	10.21	9.46	0.75	7.93%
Market Cap. to GDP	14.73%	14.33%	0.40%	-

N.B.

GDP is BDT 4,490,841.70 Crore as of 2022-23 according to BBS.

Market Valuation

Particulars	Value				% Share in Value			
	Current Week Jun 27 2024	Previous Week Jun 20 2024	Change	% Change	Current Week Jun 27 2024	Previous Week Jun 20 2024	Change	% Change
Market Capitalization (Crore)	661,508	643,650	17,858	2.77%	-	-	-	-
Equity Market Capitalization (Crore)	360,229	345,233	14,996	4.34%	54.46%	53.64%	0.82%	1.53%
Mutual Fund Market Capitalization (Crore)	3,146	3,087	60	1.94%	0.48%	0.48%	0.00%	-0.81%
Debt Market Capitalization (Crore)	298,132	295,330	2,802	0.95%	45.07%	45.88%	-0.82%	-1.78%



Sector Valuation

Sector	Current Week Market Cap. (Crore) Jun 27 2024	Previous Week Market Cap. (Crore) Jun 20 2024	Change	% Change
Bank	61,943	61,562	381	0.62%
Cement	11,143	10,270	873	8.50%
Ceramics Sector	2,239	2,147	92	4.29%
Engineering	35,905	31,800	4,105	12.91%
Financial Institutions	11,164	10,416	749	7.19%
Food & Allied	29,584	28,801	783	2.72%
Fuel & Power	32,338	31,450	887	2.82%
Insurance	14,378	13,802	577	4.18%
IT Sector	3,431	3,371	60	1.77%
Jute	371	357	14	3.81%
Miscellaneous	23,824	22,882	942	4.12%
Mutual Funds	3,147	3,087	60	1.94%
Paper & Printing	3,145	2,972	173	5.81%
Pharmaceuticals & Chemicals	60,177	58,476	1,701	2.91%
Services & Real Estate	2,258	2,167	92	4.23%
Tannery Industries	2,646	2,619	27	1.03%
Telecommunication	46,848	43,316	3,533	8.16%
Textile	12,717	12,560	158	1.25%
Travel & Leisure	6,051	6,199	-148	-2.38%



Top 5 of The Week

Gainers		Losers		Turnover Leaders	
<i>Security</i>	<i>% Change</i>	<i>Security</i>	<i>% Change</i>	<i>Security</i>	<i>% Share</i>
WALTONHIL	46.20%	KBPPWBIL	-15.79%	UNILEVERCL	8.64%
CAPITECGBF	39.20%	MITHUNKNIT	-12.34%	RENATA	5.13%
LINDEBD	35.66%	SILVAPHL	-10.49%	RUPALILIFE	3.27%
PAPERPROC	33.82%	SHYAMPSUG	-9.16%	CAPITECGBF	3.10%
MONOSPOOL	33.68%	AIL	-7.65%	SEAPEARL	2.81%



Price to Earnings Ratio of Sectors and Companies

Sectoral Price to Earnings Ratio			
SL	Sectors	No. of Listed Companies/Funds	P/E
1	Bank	36	6.0
2	Telecommunication	3	7.8
3	Fuel & Power	23	8.5
4	Cement	7	10.1
5	Engineering	42	11.8
6	Jute	3	13.0
7	Food & Allied	21	13.2
8	Financial Institutions	23	13.4
9	Textile	58	13.5
10	Pharmaceuticals & Chemicals	33	13.7
11	Travel & Leisure	5	15.7
12	Services & Real Estate	4	17.2
13	Paper & Printing	6	18.8
14	IT Sector	11	19.0
15	Tannery Industries	6	20.4
16	Mutual Funds	37	25.8
17	Miscellaneous	15	31.4
18	Ceramics Sector	5	75.8
19	Insurance	58	N/M

*N/M = Not Meaningful.



P/E of Listed Scrips based on Latest Interim Financials				P/E of Listed Scrips based on Latest Interim Financials			
Sl.	Ticker Symbol	Close Price	Basic P/E	Sl.	Ticker Symbol	Close Price	Basic P/E
1	GIB	6.4	1.98	32	BSC	101.7	6.9
2	JAMUNABANK	16.5	2.04	33	AAMRANET	33.6	6.92
3	DHAKABANK	9.8	3.22	34	DUTCHBANGL	47.6	6.96
4	SOUTHEASTB	9.3	3.23	35	PIONEERINS	47.2	7.15
5	MERCANBANK	9.8	3.36	36	SBACBANK	7	7.2
6	PREMIERBAN	9.3	3.63	37	UPGDCL	132.8	7.53
7	PUBALIBANK	26.3	3.78	38	BARKAPOW	12.2	7.69
8	SHURWID	10	3.97	39	RELIANCINS	61.2	7.81
9	MTB	12.8	4.1	40	CROWNCEMNT	63.7	8.1
10	SHAHJABANK	18	4.13	41	SQUARETEXT	46	8.14
11	MALEKSPIN	32	4.14	42	UTTARAFIN	18.3	8.17
12	UNIONBANK	6.4	4.32	43	HEIDELBCEM	229.2	8.23
13	ONEBANKPLC	7.2	4.5	44	ASIAPACINS	40.7	8.41
14	PRIMEBANK	21.6	4.66	45	EXIMBANK	8.2	8.54
15	UCB	8.5	4.83	46	SQURPHARMA	212.6	8.74
16	FIRSTSBANK	6.2	4.84	47	MJLBD	76.9	8.81
17	JAMUNAOIL	175.4	4.95	48	DOREENPWR	26.3	8.85
18	BRACBANK	34.8	5.12	49	IDLC	30.1	8.85
19	EBL	26	5.42	50	BSCPLC	121	8.9
20	MPETROLEUM	198.6	5.47	51	BXPBARMA	116.1	8.93
21	PADMAOIL	187.5	5.65	52	PREMIERCEM	63.5	9.18
22	NRBCBANK	10	5.68	53	DBH	32	9.2
23	BSRMSTEEL	59.1	5.97	54	KTL	12.9	9.21
24	BSRMLTD	90	6.04	55	IFIC	8.7	9.89
25	ACMELAB	69	6.07	56	PRAGATIINS	48.2	9.96
26	GP	241.4	6.09	57	SIBL	7.4	10.28
27	CITYBANK	18.6	6.2	58	ENVOYTEX	36	10.31
28	CONFIDCEM	66.7	6.21	59	STANDBANKL	6.2	10.33
29	UTTARABANK	20.1	6.53	60	UNIQUEHRL	55	10.47
30	BANKASIA	17.9	6.68	61	BATBC	321.8	10.52
31	SUMITPOWER	22	6.88	62	POWERGRID	39.1	10.59



P/E of Listed Scrips based on Latest Interim Financials				P/E of Listed Scrips based on Latest Interim Financials			
Sl.	Ticker Symbol	Close Price	Basic P/E	Sl.	Ticker Symbol	Close Price	Basic P/E
63	PTL	72.4	10.65	96	CONTININS	28.6	14.3
64	MEGHNAINS	29.2	10.9	97	AGRANINS	29.1	14.55
65	LHBL	63.4	11.32	98	REPUBLIC	32.8	14.64
66	AOL	18.2	11.45	99	PHENIXINS	28.2	14.69
67	IBNSINA	252.3	11.66	100	INDEXAGRO	64	14.81
68	BPPL	13.6	11.72	101	ACIFORMULA	126.2	14.84
69	EHL	74.1	11.82	102	BGIC	38	14.84
70	PRIMEINSUR	35.5	11.83	103	PROVATIINS	32.8	14.91
71	PARAMOUNT	54.7	12.1	104	RELIANCE1	18.5	15.08
72	HWAWELLTEX	42.7	12.18	105	GREENDELTA	48.8	15.25
73	SONALIPAPR	272.2	12.22	106	SKTRIMS	25.5	15.3
74	RUPALIBANK	24	12.24	107	GPHISPAT	27.4	15.45
75	OLYMPIC	133.2	12.68	108	MARICO	2278.3	15.58
76	BNICL	41.4	12.78	109	SALVOCHEM	43	16.37
77	EMERALDOIL	42.7	12.78	110	FEDERALINS	21.7	16.44
78	SONARBAINS	29.9	12.89	111	NCCBANK	9.9	16.5
79	DHAKAINS	38.7	12.9	112	RUPALIINS	23.9	16.6
80	FEKDIL	18.8	12.94	113	TRUSTBANK	25.4	16.71
81	SONALIANSH	271.1	13	114	ASIATICLAB	51.3	16.76
82	SPCL	65.5	13.03	115	MHSML	15.7	17.07
83	SKICL	48.5	13.18	116	KEYACOSMET	4.1	17.08
84	KARNAPHULI	34.1	13.32	117	MERCINS	31.8	17.67
85	NHFIL	26	13.36	118	RDFOOD	30.7	17.85
86	ISLAMIINS	38.5	13.37	119	BATASHOE	958.5	17.86
87	STANDARINS	35.9	13.4	120	SHASHADNIM	22.1	18.02
88	UNIONINS	35.4	13.41	121	NPOLYMER	39.6	18.11
89	NORTHRNINS	37.6	13.43	122	PEOPLESINS	39.5	18.29
90	SAIHAMCOT	13.5	13.68	123	SEAPEARL	93.2	18.3
91	SAPORTL	25.7	13.77	124	JANATAINS	28.1	18.49
92	PURABIGEN	23.5	13.99	125	MIRAKHTER	38	18.87
93	ITC	42	14.13	126	NITOLINS	31.9	18.99
94	ABBANK	6.8	14.17	127	EASTERNINS	44.3	19.09
95	GENEXIL	48.3	14.26	128	FORTUNE	30.6	19.13



P/E of Listed Scrips based on Latest Interim Financials				P/E of Listed Scrips based on Latest Interim Financials			
Sl.	Ticker Symbol	Close Price	Basic P/E	Sl.	Ticker Symbol	Close Price	Basic P/E
129	ICICL	24.6	19.22	162	PHARMAID	661.7	27.02
130	WALTONHIL	652.5	19.44	163	CRYSTALINS	98.7	27.12
131	EASTLAND	21.9	19.55	164	SICL	30.7	27.41
132	KDSALTD	38.8	19.8	165	GRAMEENS2	11.7	27.42
133	BESTHLDNG	28.9	19.89	166	BERGERPBL	1811.3	27.51
134	ARGONDENIM	15.4	20.26	167	DGIC	27.3	28.44
135	TAMIJTEX	120	20.36	168	SINOBANGLA	39.1	28.47
136	BDFINANCE	16.4	20.5	169	ANWARGALV	134.7	28.54
137	MONOSPOOL	182.2	20.85	170	ALIF	8	28.57
138	AGNISYSL	25.2	21	171	NAHEEACP	32.1	29.01
139	EGEN	34.3	21.09	172	ROBI	23.4	29.25
140	ADVENT	25.9	21.35	173	BEACHHATCH	76.3	29.8
141	MATINSPINN	44.4	21.35	174	LANKABAFIN	15.5	29.81
142	NAVANAPHAR	89.6	21.75	175	EIL	37.3	30.08
143	ASIAINS	32.3	21.82	176	PAPERPROC	146.8	30.21
144	CENTRALINS	47.6	22.04	177	LINDEBD	1286.5	30.26
145	SIMTEX	22.4	22.11	178	JHRML	69.9	30.3
146	BPML	53.9	22.33	179	BDCOM	26.4	30.94
147	GLOBALINS	28.2	22.5	180	SAIFPOWER	21.2	31.18
148	CNATEX	7	22.83	181	VFSTD	13.4	31.41
149	NEWLINE	48.7	22.83	182	ORIONPHARM	70.4	32
150	TAKAFULINS	35.1	23.09	183	PF1STMF	7.3	32.21
151	ICBEPMF1S1	5.9	23.29	184	TOSRIFA	23.8	33.06
152	SAIHAMTEX	14	23.86	185	SILCOPHL	17.4	33.46
153	UNITEDINS	37.3	24.54	186	INTRACO	32.6	33.96
154	RENATA	765.9	25.03	187	AMCL(PRAN)	226.5	34.11
155	CITYGENINS	85.9	25.26	188	MIDLANDBNK	16.4	34.17
156	ALARABANK	23.8	25.87	189	MBL1STMF	4.9	34.35
157	GEMINISEA	239	25.87	190	DSSL	9.3	34.88
158	ISLAMIBANK	32.6	26.29	191	RANFOUNDRY	144.4	35.28
159	IFILISLMF1	5.3	26.5	192	RECKITBEN	4589	35.74
160	APEXSPINN	104.6	26.68	193	PRIME1ICBA	6.4	36.92
161	ICB3RDNRB	5	26.79	194	BENGALWTL	20.3	38.06



P/E of Listed Scrips based on Latest Interim Financials				P/E of Listed Scrips based on Latest Interim Financials			
Sl.	Ticker Symbol	Close Price	Basic P/E	Sl.	Ticker Symbol	Close Price	Basic P/E
195	ADNTEL	92.7	38.84	228	BEXIMCO	115.6	97.42
196	OIMEX	24.2	39.46	229	EPGL	19.1	102.32
197	APEXFOOT	235.2	40.18	230	RNSPIN	12.9	107.5
198	APEXFOODS	252.3	40.78	231	MEGHNACEM	72.1	110.36
199	ETL	10.6	41.84	232	WATACHEM	151	112.13
200	BDTHAIFOOD	26.8	41.88	233	RAHIMAFOOD	128.3	115.93
201	COPPERTECH	28.5	41.91	234	DSHGARME	77.8	121.56
202	AIL	111	44.52	235	MLDYEING	11.4	122.14
203	QUEENSOUTH	13.7	44.67	236	DAFODILCOM	79.9	124.84
204	QUASEMIND	35	45.26	237	NRBBANK	10	125
205	AMANFEED	24.4	46.92	238	EASTRNLUB	1424.3	127.32
206	CVOPRL	139.2	47.24	239	RAHIMTEXT	119.5	142.26
207	LRBDL	17.8	47.68	240	MONNOFABR	17.4	145
208	KOHINOOR	623.4	47.76	241	ISNLTD	41.7	156.38
209	BEACONPHAR	158.5	49.95	242	MONNOAGML	402.2	160.45
210	LOVELLO	88.6	51.91	243	NAVANACNG	22	206.25
211	FARCHEM	18.6	53.65	244	SPCERAMICS	33.7	210.63
212	SALAMCRST	20.3	54.38	245	FINEFOODS	162.8	216.11
213	AAMRATECH	21.5	55.6	246	JMISMDL	145.7	218.55
214	NLTUBES	64.9	57.26	247	ORIONINFU	494.8	255.93
215	INTECH	21.4	57.32	248	UNITEDFIN	10.3	257.5
216	SAMORITA	70.4	57.39	249	AMBEEPHA	752	282
217	AFCAGRO	13.4	59.12	250	PDL	10.4	390
218	RAKCERAMIC	26.6	60.45	251	IFADAUTOS	28.4	426
219	UNILEVERCL	2914.1	62.75	252	BANGAS	110.8	437.37
220	SSSTEEL	10.7	66.88	253	HAMI	144.8	517.14
221	KAY&QUE	220.1	67.38	254	BDAUTOCA	104	709.09
222	FUWANGCER	18.4	69	255	DOMINAGE	12.1	907.5
223	MONNOCERA	77	75	256	HAKKANIPUL	55.7	1392.5
224	DESHBANDHU	24.6	76.88	257	SAMATALETH	57.6	1440
225	ACTIVEFINE	14.5	90.63	258	LIBRAINFU	716	4773.33
226	AIBL1STIMF	8.1	92.05	259	ABBLPBOND	955.5	-
227	IPDC	19.1	95.5	260	AIBLPBOND	4499	-



P/E of Listed Scrips based on Latest Interim Financials				P/E of Listed Scrips based on Latest Interim Financials			
Sl.	Ticker Symbol	Close Price	Basic P/E	Sl.	Ticker Symbol	Close Price	Basic P/E
261	APSCLBOND	4317.5	-	294	SEB1PBOND	5000	-
262	BANKASI1PB	4650	-	295	SJIBLPBOND	4727.5	-
263	BEXGSUKUK	74.5	-	296	SONALILIFE	78.4	-
264	CBLPBOND	1037500	-	297	SUNLIFEINS	47.9	-
265	CLICL	46.4	-	298	TILIL	47.3	-
266	DBLPBOND	5250	-	299	UCB2PBOND	4700	-
267	DEBARACEM	1865	-	300	1JANATAMF	3.4	n/a
268	DEBBDLUGG	784	-	301	1STPRIMFMF	34.4	n/a
269	DEBBDWELD	1418.5	-	302	ABB1STMF	3.3	n/a
270	DEBBDZIPP	700	-	303	ACFL	16.8	n/a
271	DEBBXDENIM	1450	-	304	ACI	126.4	n/a
272	DEBBXFISH	835	-	305	ACMEPL	15.1	n/a
273	DEBBXKNI	900	-	306	AFTABAUTO	30.9	n/a
274	DEBBXTEX	1300	-	307	AL-HAJTEX	153.9	n/a
275	DELTALIFE	82.6	-	308	ALLTEX	15.2	n/a
276	FAREASTLIF	33.3	-	309	ANLIMAYARN	30.3	n/a
277	IBBL2PBOND	4600	-	310	APEXTANRY	86.1	n/a
278	IBBLPBOND	774.5	-	311	APOLOISPAT	3.7	n/a
279	MBPLCPBOND	4850	-	312	ARAMIT	229	n/a
280	MEGHNALIFE	71.7	-	313	ARAMITCEM	19.5	n/a
281	MIRACLEIND	28.4	-	314	ATCSLGF	6.6	n/a
282	MITHUNKNIT	27.7	-	315	ATLASBANG	75.1	n/a
283	MTBPBOND	1000000	-	316	AZIZPIPES	67.7	n/a
284	NATLIFEINS	105.5	-	317	BAYLEASING	9.4	n/a
285	PADMALIFE	25.2	-	318	BBS	14.4	n/a
286	PBLPBOND	4900	-	319	BBSCABLES	26.2	n/a
287	POPULARLIF	52.3	-	320	BDLAMPS	122.1	n/a
288	PRAGATILIF	144.8	-	321	BDSERVICE	5.2	n/a
289	PREBPPBOND	4700	-	322	BDTHAI	18.4	n/a
290	PRIMELIFE	38.7	-	323	BDWELDING	16.4	n/a
291	PROGRESLIF	41.8	-	324	BIFC	9.5	n/a
292	RUPALILIFE	202.5	-	325	CAPITECGBF	17.4	n/a
293	SANDHANINS	24.5	-	326	CAPMBDBLMF	7.7	n/a



P/E of Listed Scrips based on Latest Interim Financials				P/E of Listed Scrips based on Latest Interim Financials			
Sl.	Ticker Symbol	Close Price	Basic P/E	Sl.	Ticker Symbol	Close Price	Basic P/E
327	CAPMIBBLMF	11	n/a	360	ICBIBANK	3.4	n/a
328	CENTRALPHL	18.6	n/a	361	ICBSONALI1	9.8	n/a
329	DACCADYE	8.4	n/a	362	IFIC1STMF	3.3	n/a
330	DBH1STMF	4.4	n/a	363	ILFSL	3.8	n/a
331	DELTASPINN	4.6	n/a	364	ISLAMICFIN	8.3	n/a
332	DESCO	25	n/a	365	JUTESPINN	297.2	n/a
333	DULAMIACOT	59.6	n/a	366	KBPPWBIL	101.9	n/a
334	EBL1STMF	4	n/a	367	KPCL	26.6	n/a
335	EBLNRBMF	3.5	n/a	368	KPPL	20.5	n/a
336	ECABLES	121.1	n/a	369	LEGACYFOOT	66.3	n/a
337	ESQUIRENIT	19.1	n/a	370	LRGLOBMF1	3.8	n/a
338	EXIM1STMF	3.5	n/a	371	MAKSONSPIN	11.2	n/a
339	FAMILYTEX	3.3	n/a	372	MEGCONMILK	25.6	n/a
340	FAREASTFIN	3.4	n/a	373	MEGHNA PET	33.2	n/a
341	FASFIN	3.4	n/a	374	METROSPIN	16.8	n/a
342	FBFIF	3.6	n/a	375	MIDASFIN	8.4	n/a
343	FIRSTFIN	3.5	n/a	376	NBL	6.2	n/a
344	FUWANGFOOD	21.2	n/a	377	NCCBLMF1	4.9	n/a
345	GBBPOWER	8.1	n/a	378	NFML	13.8	n/a
346	GENNEXT	5.1	n/a	379	NORTHERN	121.3	n/a
347	GHAIL	14.1	n/a	380	NTC	381.2	n/a
348	GHCL	38	n/a	381	NURANI	4.4	n/a
349	GLDNJMF	17.1	n/a	382	OAL	12.1	n/a
350	GOLDENSON	17.5	n/a	383	PENINSULA	16.4	n/a
351	GQBALLPEN	119.5	n/a	384	PHOENIXFIN	6.2	n/a
352	GREENDELMF	3.9	n/a	385	PHPMF1	3.4	n/a
353	GSPFINANCE	9.3	n/a	386	PLFSL	3.3	n/a
354	HFL	13.3	n/a	387	POPULAR1MF	3.4	n/a
355	HRTEX	40.5	n/a	388	PREMIERLEA	3.4	n/a
356	IBP	13.6	n/a	389	PRIMEFIN	6.4	n/a
357	ICB	60.7	n/a	390	PRIMETEX	15.9	n/a
358	ICBAGRANI1	7.9	n/a	391	REGENTTEX	4.8	n/a
359	ICBAMCL2ND	6.9	n/a	392	RENWICKJA	783.3	n/a



P/E of Listed Scrips based on Latest Interim Financials				P/E of Listed Scrips based on Latest Interim Financials			
Sl.	Ticker Symbol	Close Price	Basic P/E	Sl.	Ticker Symbol	Close Price	Basic P/E
393	RINGSHINE	3.7	n/a	407	STYLECRAFT	61.8	n/a
394	RSRMSTEEL	13.3	n/a	408	TALLUSPIN	6	n/a
395	RUNNERAUTO	25	n/a	409	TITASGAS	22.6	n/a
396	SAFKOSPINN	13.2	n/a	410	TRUSTB1MF	3.5	n/a
397	SAVAREFR	215.5	n/a	411	TUNGHAI	4.6	n/a
398	SEMLFBSLGF	5.4	n/a	412	UNIONCAP	7.3	n/a
399	SEMLIBBSF	6.6	n/a	413	USMANIAGL	39.5	n/a
400	SEMLLECMF	6.8	n/a	414	VAMLBDMF1	5.3	n/a
401	SHEPHERD	13	n/a	415	VAMLRBBF	4.9	n/a
402	SHYAMPSUG	142.8	n/a	416	WMSHIPYARD	9.5	n/a
403	SILVAPHL	14.5	n/a	417	YPL	22.5	n/a
404	SINGERBD	132	n/a	418	ZAHEENSPIN	6.8	n/a
405	SONARGAON	26	n/a	419	ZAHINTEX	6.1	n/a
406	STANCERAM	98.4	n/a	420	ZEALBANGLA	98.2	n/a

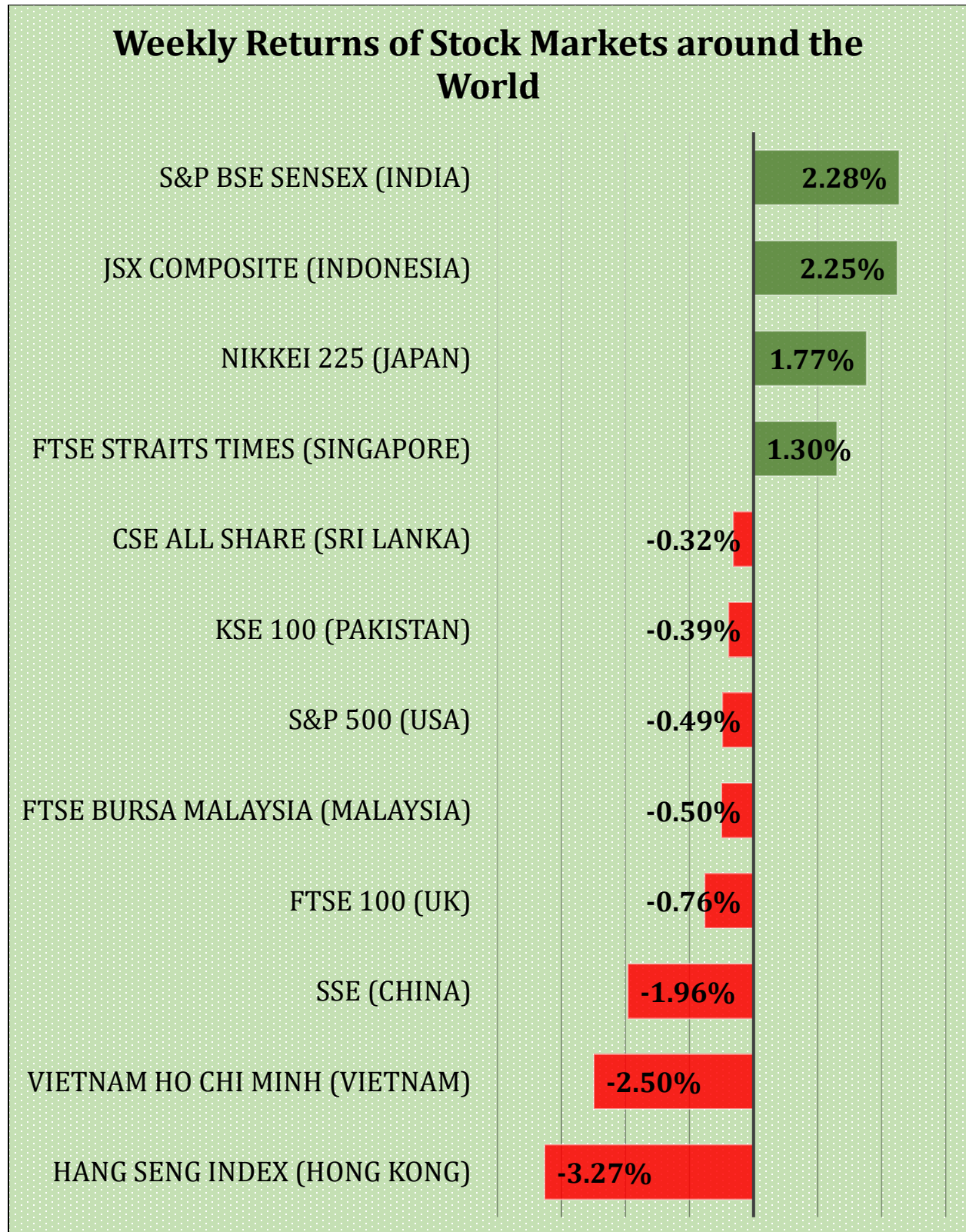
04. Primary Market Highlights

Capital Raising in Progress

Company/Fund	Amount to be Raised (Crore)	Method of Raising	Employee Amount (Crore)	EI/QI Amount (Crore)	GP Amount (Crore)	Face Value	Cut-off Price	Offer Price	Status
Techno Drugs Limited	100.00	IPO (Book Building)	18.46	26.15	55.38	10.00	34.00	24.00	GP Subscription Completed. Awaiting Allotment.
Brain Station 23 PLC	5.00	QIO (Fixed Price)	N/A	5.00	N/A	10.00	N/A	10.00	Raising Approved.
Doar Services PLC	5.00	QIO (Fixed Price)	N/A	5.00	N/A	10.00	N/A	10.00	Raising Approved.

*N/A = Not Applicable, TBD = To Be Determined.

05. World Stock Markets





Disclaimer

This document has been prepared for information purposes only and does not solicit any action based on the material contained herein. Therefore, this document should not be considered as an offer to buy or sell or subscribe to any security. Neither Bangladesh Merchant Bankers Association nor the preparer of this report nor any other related party can be held accountable for any actions based on this report. Bangladesh Merchant Bankers Association or the preparer of this report or any other related party does not guarantee the accuracy or correctness of the data presented herein. However, reasonable care has been ensured in collecting and analyzing the data contained in this report.

Report Prepared By

Farhan Hasan

Research Analyst (Part-Time)

farhan.hasan.official@gmail.com

Data Sources

Dhaka Stock Exchange PLC. (<https://www.dsebd.org/index.php>)

Bangladesh Securities and Exchange Commission. (<https://sec.gov.bd/home>)

Bangladesh Bank. (<https://www.bb.org.bd/en/>)

Insurance Development and Regulatory Authority. (<http://www.idra.org.bd>)

Microcredit Regulatory Authority. (<https://mra.gov.bd/>)

Bangladesh Bureau of Statistics. (<http://bbs.gov.bd/>)

ESS Bangladesh. (<https://www.essbangladesh.com/login.xhtml>)

Trading Economics. (<https://tradingeconomics.com/>)

Report Available at

Bangladesh Merchant Bankers Association (Research Tab)

(<http://www.bmba.com.bd/research/>)



Bangladesh Merchant Bankers Association

Saiham Sky View Tower (5th Floor), 45 Bijoy Nagar, Dhaka-1000

Tel: 88-02-8392158, Fax: 88-02-8392159

Email: president@bmba.com.bd

Web: www.bmba.com.bd