



**Bangladesh Merchant  
Bankers Association**

# ***Weekly Market Report***

*19<sup>th</sup> May to 23<sup>rd</sup> May, 2024*

*Week 22 of the Calendar Year*

## ***Contents***

- 1. Market Commentary***
- 2. Related Market Policies***
- 3. Secondary Market Highlights***
- 4. Primary Market Highlights***
- 5. World Stock Markets***



## **01. Market Commentary**

DSEX ended in red for the week decreasing by 205.02 points [3.72%] compared to the previous week. It stands at 5312.40 points.

Index went negative for all the trading days of the week and continued its bear run after a short brief upward momentum previously. Investors looked to liquidate their holdings due to the current pessimistic scenario of the market. Despite measures to revitalize the market by increasing the non-margin limit of ICB, the selling pressure remained dominant.

Investor participation decreased this week as reflected by decrease in average daily turnover by around 28% and the average daily turnover went down below BDT 550 Crore level. Investors' trades in this week mostly focused on Pharmaceuticals, Food & Allied and Textile scrips. All sectors were in red this week except the Jute sector managing to stay afloat.

Market capitalization stands at USD 55.4 Billion\*.

\*(USD 1 = BDT 117.8063 as on May 23, 2024).



## ***02. Related Market Policies***

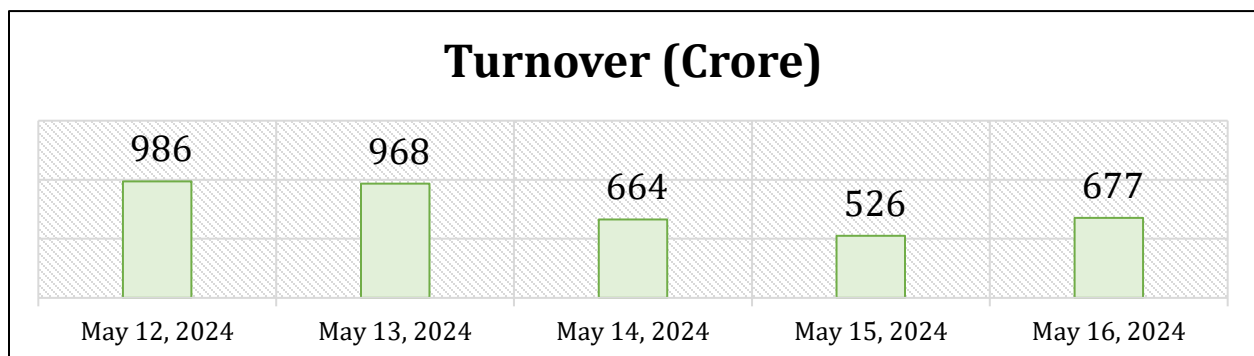
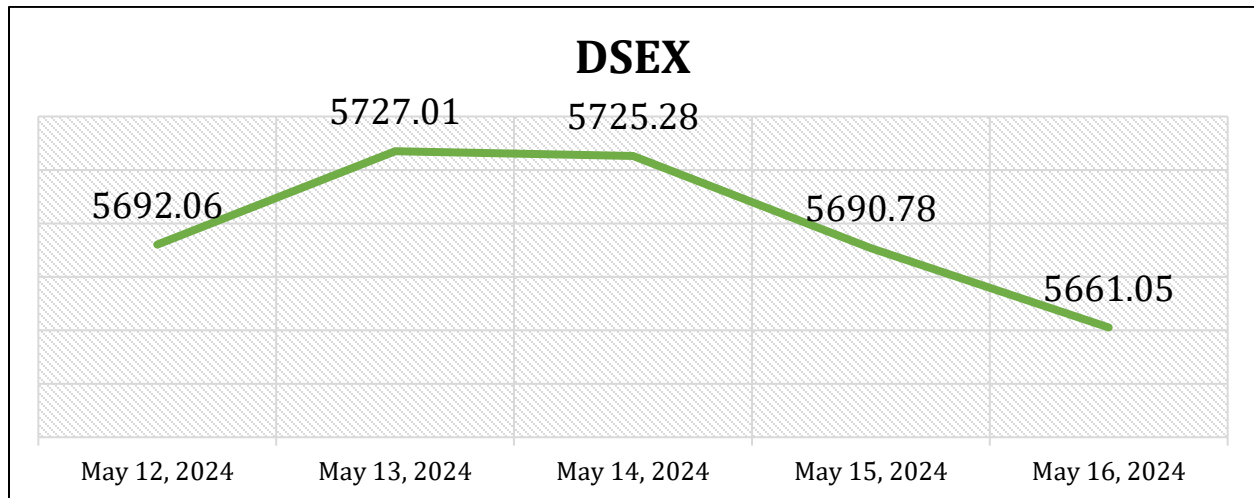
1. BSEC issued a directive in which it stated that the stocks exchanges shall allow ICB Securities Trading Company Limited (ISTCL) to exercise 'Non-Margin Limit' amounting BDT 500 million.
2. BSEC issued a directive in which it stated that DSE and CSE shall categorize any equity security as 'Z-category security' immediately for the stated reasons or events as in the directive. The directive will be effective from July 02, 2024.
3. BSEC issued a directive in which it stated few changes in trading rules for ATB listed securities and other relevant rules for companies willing to be enlisted in the ATB platform.



### **03.Secondary Market Highlights**

#### **Index Scenario**

<b>Indices</b>	<b>Current Week May 16 2024</b>	<b>Previous Week May 09 2024</b>	<b>Change</b>	<b>% Change</b>
DSEX	5517.42	5661.05	-143.63	-2.54%
DS30	1973.99	2015.24	-41.25	-2.05%
DSES	1212.16	1242.57	-30.41	-2.45%





## Market Statistics

Particulars	Current Week (May 12 - May 16 2024)	Previous Week (May 05 - May 09 2024)	Change	% Change
Average Daily Turnover (Crore)	623	960	-337	-35.14%
Market P/E	10.87	11.16	-0.29	-2.60%
Market Cap. to GDP	15.63%	15.74%	-0.12%	-

**N.B.**

GDP is BDT 4,490,841.70 Crore as of 2022-23 according to BBS.

## Market Valuation

Particulars	Value				% Share in Value			
	Current Week May 16 2024	Previous Week May 09 2024	Change	% Change	Current Week May 16 2024	Previous Week May 09 2024	Change	% Change
Market Capitalization (Crore)	701,825	707,026	-5,202	-0.74%	-	-	-	-
Equity Market Capitalization (Crore)	400,731	406,910	-6,179	-1.52%	57.10%	57.55%	-0.45%	-0.79%
Mutual Fund Market Capitalization (Crore)	3,311	3,309	2	0.05%	0.47%	0.47%	0.00%	0.79%
Debt Market Capitalization (Crore)	297,783	296,807	976	0.33%	42.43%	41.98%	0.45%	1.07%



## Sector Valuation

<b>Sector</b>	<b>Current Week Market Cap. (Crore) May 16 2024</b>	<b>Previous Week Market Cap. (Crore) May 09 2024</b>	<b>Change</b>	<b>% Change</b>
Bank	65,045	66,918	-1,873	-2.80%
Cement	10,890	11,393	-503	-4.42%
Ceramics Sector	2,422	2,500	-78	-3.10%
Engineering	34,426	35,580	-1,154	-3.24%
Financial Institutions	12,025	11,724	301	2.57%
Food & Allied	29,995	30,986	-992	-3.20%
Fuel & Power	66,515	32,037	34,478	107.62%
Insurance	15,252	14,784	467	3.16%
IT Sector	3,814	3,951	-137	-3.47%
Jute	410	453	-43	-9.41%
Miscellaneous	24,681	24,773	-92	-0.37%
Mutual Funds	3,311	3,309	2	0.05%
Paper & Printing	3,467	3,703	-236	-6.37%
Pharmaceuticals & Chemicals	60,243	62,399	-2,156	-3.46%
Services & Real Estate	2,482	2,578	-96	-3.74%
Tannery Industries	2,761	2,798	-37	-1.32%
Telecommunication	45,534	47,115	-1,580	-3.35%
Textile	13,699	14,204	-505	-3.55%
Travel & Leisure	6,848	7,211	-363	-5.04%



Top 5 of The Week

<b>Gainers</b>		<b>Losers</b>		<b>Turnover Leaders</b>	
<i>Security</i>	<i>% Change</i>	<i>Security</i>	<i>% Change</i>	<i>Security</i>	<i>% Share</i>
RELIANCE1	26.75%	DUTCHBANGL	-20.16%	EGEN	3.93%
LEGACYFOOT	21.21%	PUBALIBANK	-18.03%	ASIATICLAB	3.61%
SONALILIFE	17.93%	IPDC	-13.08%	LOVELLO	3.08%
NATLIFEINS	17.40%	MERCANBANK	-13.04%	NAVANAPHAR	3.07%
EGEN	16.22%	BDTHAI	-11.45%	BESTHLDNG	3.02%



## Price to Earnings Ratio of Sectors and Companies

<b>Sectoral Price to Earnings Ratio</b>			
<b>SL</b>	<b>Sectors</b>	<b>No. of Listed Companies/Funds</b>	<b>P/E</b>
1	Bank	36	6.4
2	Telecommunication	3	7.6
3	Cement	7	9.9
4	Fuel & Power	23	12.5
5	Pharmaceuticals & Chemicals	33	13.6
6	Food & Allied	21	14.2
7	Engineering	42	14.3
8	Textile	58	15.4
9	Financial Institutions	23	16.3
10	Travel & Leisure	5	17.8
11	Services & Real Estate	4	18.9
12	Paper & Printing	6	20.8
13	Tannery Industries	6	20.9
14	IT Sector	11	21.1
15	Jute	3	28.8
16	Mutual Funds	37	28.9
17	Miscellaneous	15	31.0
18	Ceramics Sector	5	82.3
19	Insurance	58	N/M

\*N/M = Not Meaningful.





P/E of Listed Scrips based on Latest Interim Financials				P/E of Listed Scrips based on Latest Interim Financials			
Sl.	Ticker Symbol	Close Price	Basic P/E	Sl.	Ticker Symbol	Close Price	Basic P/E
1	GIB	7.5	2.31	32	SUMITPOWER	23.4	7.31
2	JAMUNABANK	21.9	2.71	33	HEIDELCEM	204	7.33
3	MERCANBANK	10	3.42	34	BANKASIA	19.7	7.35
4	SOUTHEASTB	9.9	3.44	35	BSC	108.3	7.35
5	PUBALIBANK	24.1	3.46	36	SBACBANK	7.3	7.51
6	DHAKABANK	11.1	3.65	37	RELIANCINS	60	7.65
7	PRIMEBANK	19.5	4.2	38	AAMRANET	37.2	7.66
8	MTB	13.4	4.29	39	CROWNCENT	64	8.14
9	SHAHJABANK	18.7	4.29	40	SQUARETEXT	46.3	8.19
10	SHURWID	10.9	4.33	41	UTTARAFIN	18.9	8.44
11	PREMIERBAN	11.9	4.65	42	SQURPHARMA	207.8	8.54
12	MALEKSPIN	36.4	4.71	43	BARKAPOW	13.7	8.63
13	JAMUNAOIL	171.5	4.84	44	PREMIERCEM	59.8	8.64
14	ONEBANKPLC	8	5	45	BSCCL	119	8.75
15	UNIONBANK	7.6	5.14	46	MJLBD	79.1	9.06
16	EBL	25.8	5.38	47	BXPBARMA	118.9	9.15
17	MPETROLEUM	198.6	5.47	48	ASIAPACINS	45.1	9.32
18	BRACBANK	38.4	5.65	49	PIONEERINS	62.1	9.41
19	PADMAOIL	187.6	5.66	50	IDLC	32.1	9.44
20	BSRMSTEEL	57.3	5.78	51	DOREENPWR	29.2	9.82
21	FIRSTSBANK	7.5	5.86	52	EXIMBANK	9.6	10
22	GP	232.3	5.86	53	ENVOYTEX	35.9	10.28
23	UCB	10.5	5.97	54	DBH	35.9	10.32
24	BSRMLTD	90	6.04	55	UNIQUEHRL	54.6	10.39
25	ACMELAB	69.1	6.08	56	IFIC	9.3	10.57
26	CITYBANK	18.6	6.2	57	KTL	14.8	10.57
27	CONFIDCEM	69.4	6.46	58	LHBL	62.4	11.14
28	NRBCBANK	11.5	6.53	59	IBNSINA	247.4	11.43
29	UTTARABANK	20.6	6.69	60	BATBC	351.9	11.5
30	UPGDCL	127.5	7.23	61	PTL	79	11.62
31	DUTCHBANGL	49.9	7.3	62	STANDBANKL	7	11.67



P/E of Listed Scrips based on Latest Interim Financials				P/E of Listed Scrips based on Latest Interim Financials			
Sl.	Ticker Symbol	Close Price	Basic P/E	Sl.	Ticker Symbol	Close Price	Basic P/E
63	MEGHNAINS	31.4	11.72	96	REPUBLIC	36.3	16.21
64	PRAGATIINS	57.8	11.94	97	RELIANCE1	19.9	16.22
65	POWERGRID	44.4	12.02	98	GPHISPAT	29.1	16.41
66	SIBL	9	12.5	99	PROVATIINS	38.2	16.56
67	OLYMPIC	131.4	12.51	100	GENEXIL	56.2	16.59
68	HWAWELLTEX	44.9	12.8	101	GREENDELTA	53.7	16.78
69	EHL	81.1	12.94	102	PEOPLESINS	36.3	16.81
70	SKICL	47.8	12.99	103	AGRANINS	33.8	16.9
71	SPCL	65.5	13.03	104	SONALIPAPR	382.5	17.17
72	KARNAPHULI	34.3	13.4	105	WALTONHIL	580.1	17.29
73	BPPL	15.6	13.45	106	FEDERALINS	22.9	17.35
74	EMERALDOIL	45.3	13.56	107	BATASHOE	954.9	17.79
75	PRIMEINSUR	41.3	13.77	108	SEAPEARL	90.8	17.83
76	SONARBAINS	32.5	14.01	109	TRUSTBANK	27.1	17.83
77	UNIONINS	37.2	14.09	110	RUPALIINS	25.8	17.92
78	AOL	22.5	14.15	111	PHENIXINS	34.5	17.97
79	FEKDIL	20.7	14.24	112	MERCINS	32.8	18.22
80	PARAMOUNT	66	14.6	113	MONOSPOOL	163.4	18.7
81	MARICO	2136.4	14.61	114	KEYACOSMET	4.5	18.75
82	BNICL	47.5	14.66	115	SHASHADNIM	23	18.75
83	ABBANK	7.1	14.79	116	BGIC	39.8	19.01
84	ISLAMIINS	42.6	14.79	117	MHSML	17.5	19.02
85	ITC	44.3	14.9	118	SKTRIMS	31.7	19.02
86	SAPORTL	27.9	14.95	119	MIRAKHTER	39.5	19.62
87	NHFIL	29.3	15.05	120	NITOLINS	33	19.64
88	STANDARINS	40.4	15.07	121	TAMIJTEX	116.4	19.75
89	ACIFORMULA	128.9	15.15	122	RUPALIBANK	26.9	19.93
90	NORTHRNINS	42.5	15.18	123	NCCBANK	12	20
91	SAIHAMCOT	15.1	15.3	124	NPOLYMER	44.3	20.26
92	PURABIGEN	25.9	15.42	125	EASTLAND	22.8	20.36
93	DHAKAINS	46.3	15.43	126	JANATAINS	31	20.39
94	INDEXAGRO	67.3	15.58	127	ICICL	26.6	20.78
95	CONTININS	31.6	15.8	128	RDFOOD	36.9	21.45



P/E of Listed Scrips based on Latest Interim Financials				P/E of Listed Scrips based on Latest Interim Financials			
Sl.	Ticker Symbol	Close Price	Basic P/E	Sl.	Ticker Symbol	Close Price	Basic P/E
129	MATINSPINN	44.7	21.49	162	IFILISLMF1	5.6	28
130	NEWLIN	46.1	21.61	163	SICL	31.7	28.3
131	SALVOCHEM	56.8	21.62	164	ANWARGALV	135.1	28.62
132	CENTRALINS	47	21.76	165	PHARMAID	701.2	28.63
133	FORTUNE	34.9	21.81	166	APEXSPINN	112.3	28.65
134	EASTERNINS	50.9	21.94	167	SONALIANSH	600.2	28.78
135	ARGONDENIM	16.7	21.97	168	BEACHHATCH	73.8	28.83
136	DGIC	30	22.28	169	ROBI	23.3	29.13
137	SIMTEX	22.9	22.6	170	GRAMEENS2	12.7	29.77
138	KDSALTD	44.7	22.81	171	JHRML	71.1	30.82
139	RENATA	699.5	22.86	172	GEMINISEA	291.9	31.59
140	AGNISYSL	27.7	23.08	173	EGEN	51.6	31.72
141	ASIATICLAB	71.1	23.24	174	ORIONPHARM	69.9	31.77
142	LINDEBD	999.9	23.52	175	SINOBANGLA	43.8	31.89
143	CRYSTALINS	86.1	23.65	176	RECKITTBEN	4177	32.53
144	ICBEPMF1S1	6	23.68	177	LANKABAFIN	17	32.69
145	CNATEX	7.3	23.8	178	MIDLANDBNK	15.7	32.71
146	BPML	57.7	23.91	179	VFSTD	14	32.81
147	GLOBALINS	30	23.94	180	NAHEEACP	36.4	32.89
148	ADVENT	29.2	24.07	181	ALIF	9.3	33.21
149	TAKAFULINS	35.4	24.14	182	TOSRIFA	24	33.33
150	ASIAINS	36.8	24.86	183	BDCOM	28.9	33.87
151	BESTHLDNG	36.6	25.18	184	PF1STMF	7.7	33.97
152	UNITEDINS	38.8	25.53	185	AMCL(PRAN)	225.9	34.02
153	ALARABANK	23.8	25.87	186	PRIME1ICBA	5.9	34.04
154	SAIHAMTEX	15.3	26.08	187	RANFOUNDRY	140.3	34.28
155	CITYGENINS	89.1	26.21	188	SAIFPOWER	24	35.29
156	EIL	32.5	26.21	189	INTRACO	35.3	36.77
157	BERGERPBL	1730.7	26.29	190	SILCOPHL	19.4	37.31
158	ISLAMIBANK	32.6	26.29	191	MBL1STMF	5.5	38.55
159	NAVANAPHAR	110.7	26.87	192	APEXFOOT	230.3	39.35
160	ICB3RDNRB	5.1	27.32	193	BENGALWTL	21.6	40.5
161	PAPERPROC	133	27.37	194	APEXFOODS	251.9	40.72



P/E of Listed Scrips based on Latest Interim Financials				P/E of Listed Scrips based on Latest Interim Financials			
Sl.	Ticker Symbol	Close Price	Basic P/E	Sl.	Ticker Symbol	Close Price	Basic P/E
195	ADNTEL	97.2	40.73	228	RAHIMAFOOD	118.2	106.81
196	BDFINANCE	20.1	40.74	229	AIBL1STIMF	9.7	110.23
197	COPPERTECH	27.8	40.88	230	IPDC	22.6	113
198	DSSL	11.1	41.63	231	EPGL	21.8	116.79
199	UNILEVERCL	2147.2	46.24	232	MEGHNACEM	77.3	118.32
200	ETL	12	47.37	233	DAFODILCOM	79	123.44
201	AMANFEED	25.1	48.27	234	EASTRNLUB	1435.5	128.32
202	QUEENSOUTH	14.9	48.59	235	NRBBANK	10.5	131.25
203	OIMEX	29.9	48.75	236	MLDYEING	12.3	131.79
204	CVOPRL	147.3	49.99	237	DSHGARME	84.6	132.19
205	QUASEMIND	39	50.43	238	RNSPIN	16.3	135.83
206	BEACONPHAR	162.5	51.21	239	RAHIMTEXT	133.5	158.93
207	LOVELLO	88.9	52.09	240	ISNLTD	44	165
208	AIL	131.2	52.62	241	MONNOAGML	434.5	173.34
209	BDTHAIFOOD	34.4	53.75	242	MONNOFABR	21	175
210	LRBDL	21.3	57.05	243	ACFL	19.2	192
211	SAMORITA	70.4	57.39	244	NAVANACNG	24	225
212	AFCAGRO	13.2	58.24	245	FINEFOODS	171.8	228.05
213	INTECH	22.4	60	246	SPCERAMICS	36.9	230.63
214	NLTUBES	68.4	60.35	247	JMISMDL	156.9	235.35
215	KOHINOOR	797.8	61.12	248	AMBEEPHA	720.5	270.19
216	SALAMCRST	22.9	61.34	249	UNITEDFIN	11.5	287.5
217	AAMRATECH	23.9	61.81	250	ORIONINFU	634.1	327.98
218	RAKCERAMIC	27.8	63.18	251	HAMI	127.5	354.17
219	FARCHEM	22.4	64.62	252	PDL	10.3	386.25
220	SSSTEEL	12	75	253	BANGAS	113.9	449.61
221	KAY&QUE	259.6	79.47	254	IFADAUTOS	32.1	481.5
222	FUWANGCER	21.8	81.75	255	BDAUTOCA	107.8	735
223	ACTIVEFINE	13.3	83.13	256	DOMINAGE	13.3	997.5
224	MONNOCERA	88.4	86.1	257	SAMATALETH	50.2	1255
225	DESHBANDHU	29.5	92.19	258	HAKKANIPUL	55	1375
226	WATACHEM	126.4	93.86	259	LIBRAINFU	692.4	4616
227	BEXIMCO	115.6	97.42	260	ABBLPBOND	985	-



P/E of Listed Scrips based on Latest Interim Financials				P/E of Listed Scrips based on Latest Interim Financials			
Sl.	Ticker Symbol	Close Price	Basic P/E	Sl.	Ticker Symbol	Close Price	Basic P/E
261	AIBLPBOND	4450	-	294	SANDHANINS	25.7	-
262	APSCLBOND	3864	-	295	SEB1PBOND	5000	-
263	BANKASI1PB	4650	-	296	SJIBLPBOND	4727.5	-
264	BEXGSUKUK	79	-	297	SONALILIFE	92.1	-
265	CBLPBOND	1037500	-	298	SUNLIFEINS	50.8	-
266	CLICL	51.7	-	299	TILIL	45.8	-
267	DBLPBOND	5250	-	300	UCB2PBOND	4700	-
268	DEBARACEM	1865	-	301	1JANATAMF	3.8	n/a
269	DEBBDLUGG	784	-	302	1STPRIMFMF	40.3	n/a
270	DEBBDWELD	1418.5	-	303	ABB1STMF	3.9	n/a
271	DEBBDZIPP	700	-	304	ACI	142	n/a
272	DEBBXDENIM	1450	-	305	ACMEPL	19	n/a
273	DEBBXFISH	835	-	306	AFTABAUTO	34.2	n/a
274	DEBBXKNI	900	-	307	AL-HAJTEX	184.4	n/a
275	DEBBXTEX	1300	-	308	ALLTEX	15.5	n/a
276	DELTA LIFE	91.1	-	309	ANLIMAYARN	36.1	n/a
277	FAREASTLIF	42.5	-	310	APEXTANRY	92.6	n/a
278	IBBL2PBOND	4600	-	311	APOLOISPAT	4	n/a
279	IBBLPBOND	812.5	-	312	ARAMIT	279.4	n/a
280	MBPLCPBOND	4850	-	313	ARAMITCEM	19.6	n/a
281	MEGHNALIFE	80.1	-	314	ATCSLGF	7.5	n/a
282	MIRACLEIND	35.7	-	315	ATLASBANG	62.5	n/a
283	MITHUNKNIT	24.7	-	316	AZIZPIPES	69.7	n/a
284	MTBPBOND	1000000	-	317	BAYLEASING	9.6	n/a
285	NATLIFEINS	116.7	-	318	BBS	16	n/a
286	PADMALIFE	27.3	-	319	BBSCABLES	29.7	n/a
287	PBLPBOND	4900	-	320	BDLAMPS	126	n/a
288	POPULARLIF	57.3	-	321	BDSERVICE	5.2	n/a
289	PRAGATILIF	139.5	-	322	BDTHAI	20.1	n/a
290	PREBPPBOND	4700	-	323	BDWELDING	16.1	n/a
291	PRIMELIFE	42.6	-	324	BIFC	6.4	n/a
292	PROGRESLIF	45.8	-	325	CAPITECGBF	11.7	n/a
293	RUPALILIFE	145.1	-	326	CAPMBDBLMF	7.4	n/a



P/E of Listed Scrips based on Latest Interim Financials				P/E of Listed Scrips based on Latest Interim Financials			
Sl.	Ticker Symbol	Close Price	Basic P/E	Sl.	Ticker Symbol	Close Price	Basic P/E
327	CAPMIBBLMF	11	n/a	360	ICBIBANK	3.7	n/a
328	CENTRALPHL	20.3	n/a	361	ICBSONALI1	9.9	n/a
329	DACCADYE	8.6	n/a	362	IFIC1STMF	3.8	n/a
330	DBH1STMF	4.9	n/a	363	ILFSL	4.3	n/a
331	DELTASPINN	4.8	n/a	364	ISLAMICFIN	9.9	n/a
332	DESCO	25.2	n/a	365	JUTESPINN	331.6	n/a
333	DULAMIACOT	64.3	n/a	366	KBPPWBIL	201.6	n/a
334	EBL1STMF	4.6	n/a	367	KPCL	26.6	n/a
335	EBLNRBMF	4.1	n/a	368	KPPL	20.3	n/a
336	ECABLES	133	n/a	369	LEGACYFOOT	78.3	n/a
337	ESQUIRENIT	21.6	n/a	370	LRGLOBMF1	4.2	n/a
338	EXIM1STMF	3.9	n/a	371	MAKSONSPIN	12.8	n/a
339	FAMILYTEX	3.3	n/a	372	MEGCONMILK	23.9	n/a
340	FAREASTFIN	3.6	n/a	373	MEGHNA PET	32.6	n/a
341	FASFIN	3.4	n/a	374	METROSPIN	18.1	n/a
342	FBFIF	3.9	n/a	375	MIDASFIN	8.5	n/a
343	FIRSTFIN	3.9	n/a	376	NBL	6.4	n/a
344	FUWANGFOOD	25.9	n/a	377	NCCBLMF1	5.6	n/a
345	GBBPOWER	9.4	n/a	378	NFML	13.3	n/a
346	GENNEXT	5.5	n/a	379	NORTHERN	132.3	n/a
347	GHAIL	16.8	n/a	380	NTC	387.6	n/a
348	GHCL	24.6	n/a	381	NURANI	3.8	n/a
349	GLDNJMF	17.3	n/a	382	OAL	13.1	n/a
350	GOLDENSON	23.8	n/a	383	PENINSULA	18.2	n/a
351	GQBALLPEN	130.1	n/a	384	PHOENIXFIN	6.9	n/a
352	GREENDELMF	4	n/a	385	PHPMF1	3.8	n/a
353	GSPFINANCE	10.1	n/a	386	PLFSL	3.4	n/a
354	HFL	13.9	n/a	387	POPULAR1MF	3.9	n/a
355	HRTEX	52	n/a	388	PREMIERLEA	4.2	n/a
356	IBP	14.9	n/a	389	PRIMEFIN	6.8	n/a
357	ICB	63.9	n/a	390	PRIMETEX	16	n/a
358	ICBAGRANI1	8.3	n/a	391	REGENTTEX	4.9	n/a
359	ICBAMCL2ND	7.3	n/a	392	RENWICKJA	780.4	n/a





P/E of Listed Scrips based on Latest Interim Financials				P/E of Listed Scrips based on Latest Interim Financials			
Sl.	Ticker Symbol	Close Price	Basic P/E	Sl.	Ticker Symbol	Close Price	Basic P/E
393	RINGSHINE	3.9	n/a	407	STYLECRAFT	56	n/a
394	RSRMSTEEL	15.5	n/a	408	TALLUSPIN	6.5	n/a
395	RUNNERAUTO	26.7	n/a	409	TITASGAS	22.5	n/a
396	SAFKOSPINN	12.1	n/a	410	TRUSTB1MF	4.1	n/a
397	SAVAREFR	215.5	n/a	411	TUNGHAI	3.6	n/a
398	SEMLFBSLGF	6.1	n/a	412	UNIONCAP	7.5	n/a
399	SEMLIBBSF	7.1	n/a	413	USMANIAGL	38.6	n/a
400	SEMLLECMF	8.4	n/a	414	VAMLBDMF1	5.4	n/a
401	SHEPHERD	13.9	n/a	415	VAMLRBBF	4.9	n/a
402	SHYAMPSUG	172	n/a	416	WMSHIPYARD	11	n/a
403	SILVAPHL	16.7	n/a	417	YPL	18.3	n/a
404	SINGERBD	121.2	n/a	418	ZAHEENSPIN	7	n/a
405	SONARGAON	26.3	n/a	419	ZAHINTEX	5.4	n/a
406	STANCERAM	92.2	n/a	420	ZEALBANGLA	109.3	n/a

#### **04. Primary Market Highlights**

##### **Capital Raising in Progress**

Company/Fund	Amount to be Raised (Crore)	Method of Raising	Employee Amount (Crore)	EI/QI Amount (Crore)	GP Amount (Crore)	Face Value	Cut-off Price	Offer Price	Status
Techno Drugs Limited	100.00	IPO (Book Building)	18.46	26.15	55.38	10.00	34.00	24.00	GP Subscription from June 09, 2024 to June 13, 2024

\*N/A = Not Applicable, TBD = To Be Determined.



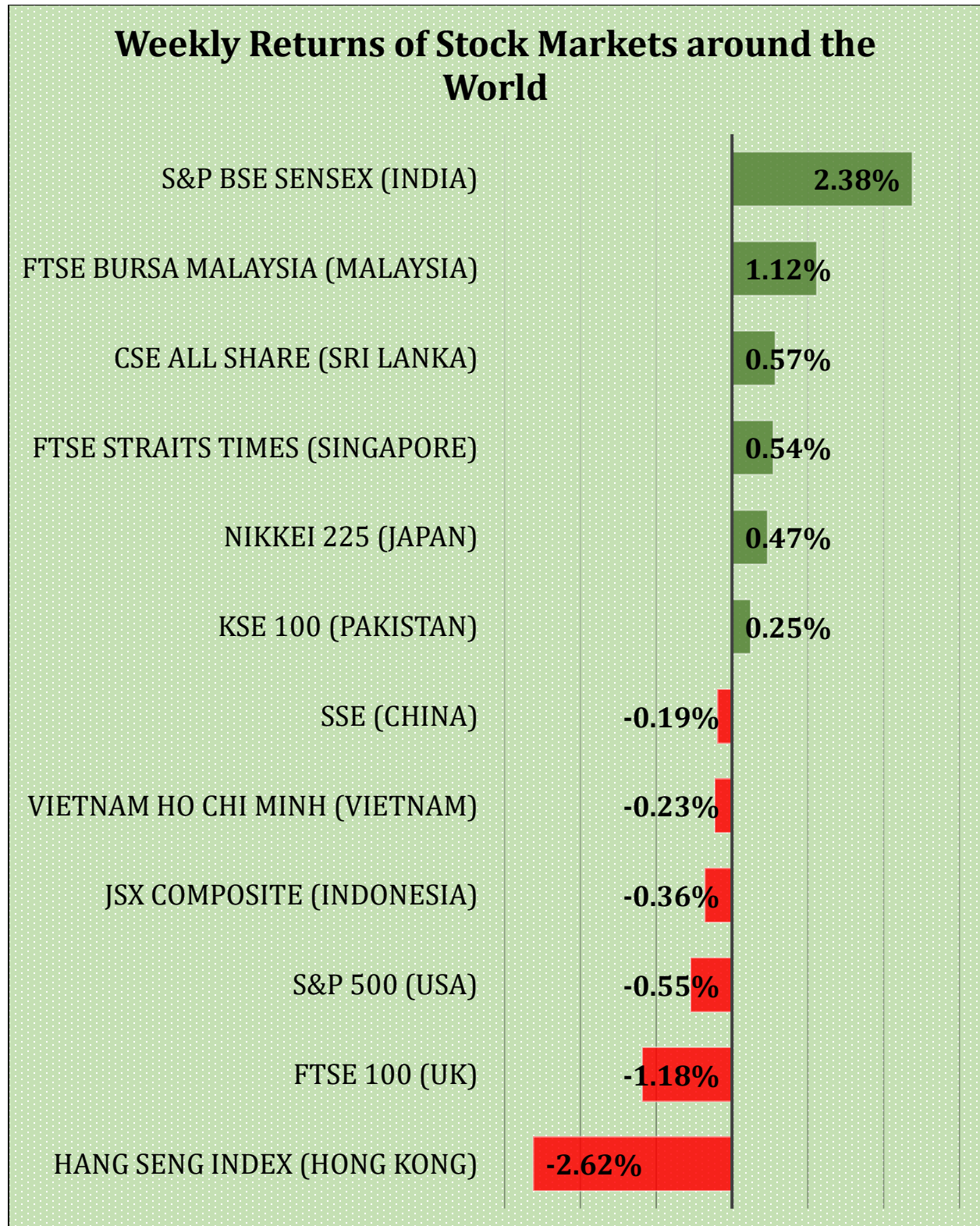
## Issues Approved in the Week

BSE in its 910<sup>th</sup> commission meeting approved the following:

1. Issuance of BDT 2,505.40 Crore worth of preference shares of Power Grid Company of Bangladesh Limited to Ministry of Power, Energy and Mineral Resources. Against their share money deposit.
2. BDT 25 Crore worth of IDLC NAGORIK SDG FUND, an open ended fund wherein the asset manager is IDLC Asset Management Limited.
3. BDT 25 Crore worth of CWT High Income Fund, an open ended fund wherein the asset manager is CWT Asset Management Company Limited.



**05. World Stock Markets**





## ***Disclaimer***

This document has been prepared for information purposes only and does not solicit any action based on the material contained herein. Therefore, this document should not be considered as an offer to buy or sell or subscribe to any security. Neither Bangladesh Merchant Bankers Association nor the preparer of this report nor any other related party can be held accountable for any actions based on this report. Bangladesh Merchant Bankers Association or the preparer of this report or any other related party does not guarantee the accuracy or correctness of the data presented herein. However, reasonable care has been ensured in collecting and analyzing the data contained in this report.

## ***Report Prepared By***

**Farhan Hasan**

Research Analyst (Part-Time)

*farhan.hasan.official@gmail.com*

## ***Data Sources***

Dhaka Stock Exchange PLC. (<https://www.dsebd.org/index.php>)

Bangladesh Securities and Exchange Commission. (<https://sec.gov.bd/home>)

Bangladesh Bank. (<https://www.bb.org.bd/en/>)

Insurance Development and Regulatory Authority. (<http://www.idra.org.bd>)

Microcredit Regulatory Authority. (<https://mra.gov.bd/>)

Bangladesh Bureau of Statistics. (<http://bbs.gov.bd/>)

ESS Bangladesh. (<https://www.essbangladesh.com/login.xhtml>)

Trading Economics. (<https://tradingeconomics.com/>)

## ***Report Available at***

Bangladesh Merchant Bankers Association (Research Tab)

(<http://www.bmba.com.bd/research/>)



**Bangladesh Merchant Bankers Association**

Saiham Sky View Tower (5<sup>th</sup> Floor), 45 Bijoy Nagar, Dhaka-1000

Tel: 88-02-8392158, Fax: 88-02-8392159

Email: [president@bmba.com.bd](mailto:president@bmba.com.bd)

Web: [www.bmba.com.bd](http://www.bmba.com.bd)